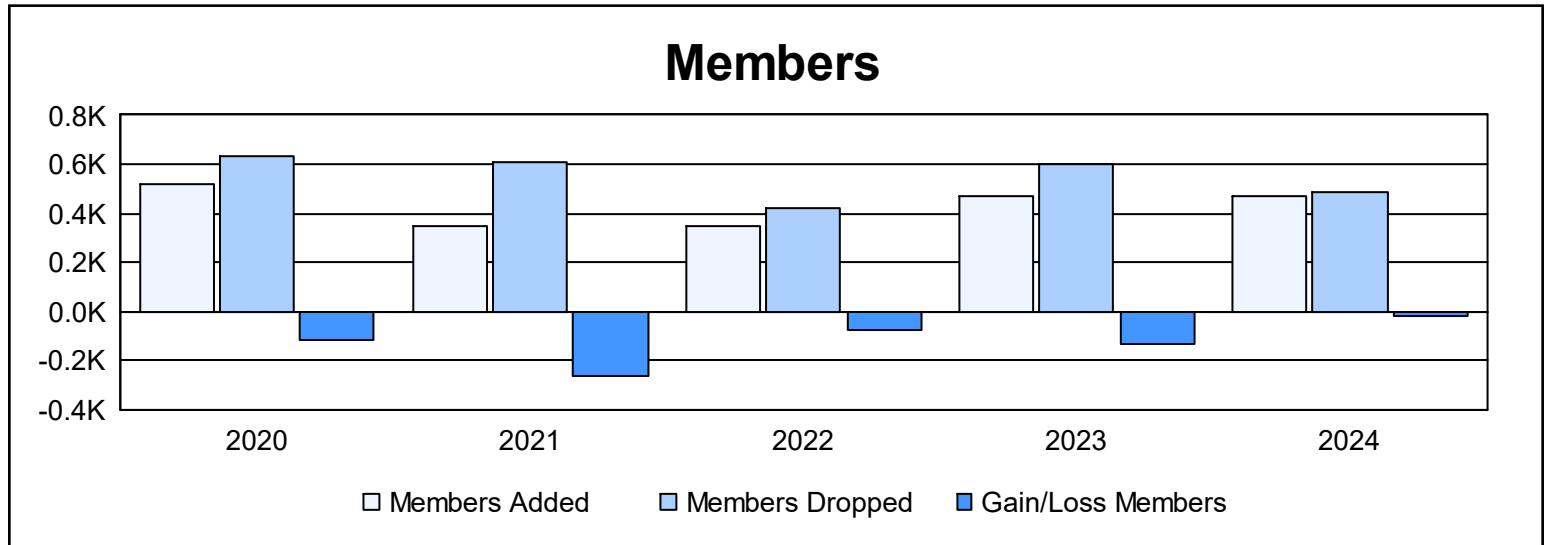
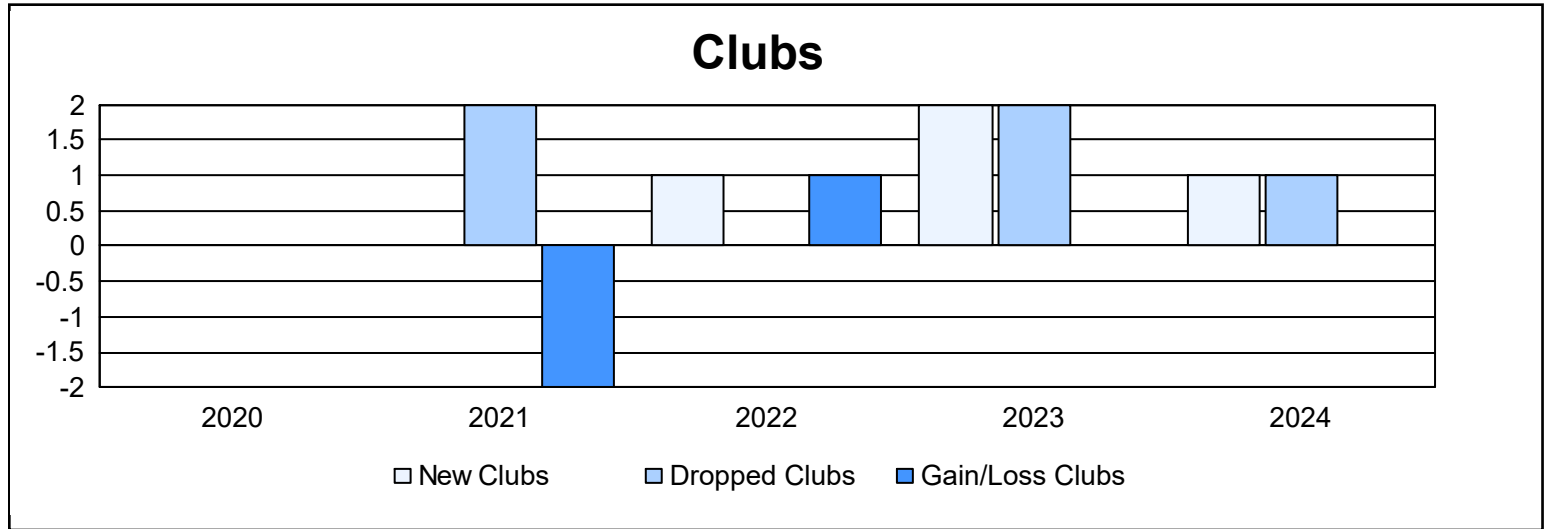
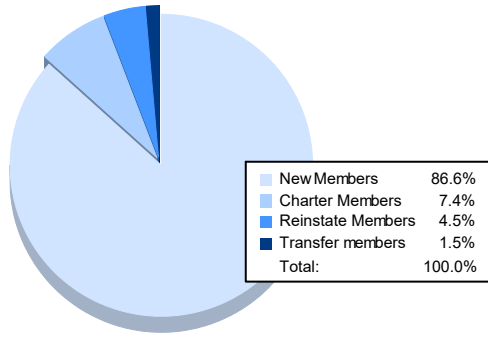


Year	New Clubs	Dropped Clubs	Gain/ Loss Clubs	New Members	Charter Members	Reinstate Members	Transfer Members	Total Member Added	Total Members Dropped	Gain/ Loss Members
2019-2020	0	0	0	485	4	20	9	518	634	-116
2020-2021	0	2	-2	330	1	14	2	347	610	-263
2021-2022	1	0	1	302	26	20	1	349	421	-72
2022-2023	2	2	0	404	48	11	4	467	599	-132
2023-2024	1	1	0	407	35	21	7	470	486	-16
<b>Average</b>	<b>1</b>	<b>1</b>	<b>0</b>	<b>386</b>	<b>23</b>	<b>17</b>	<b>5</b>	<b>430</b>	<b>550</b>	<b>-120</b>



### Membership Composition June 2024 Cumulative



### Gender Composition June 2024 Cumulative

