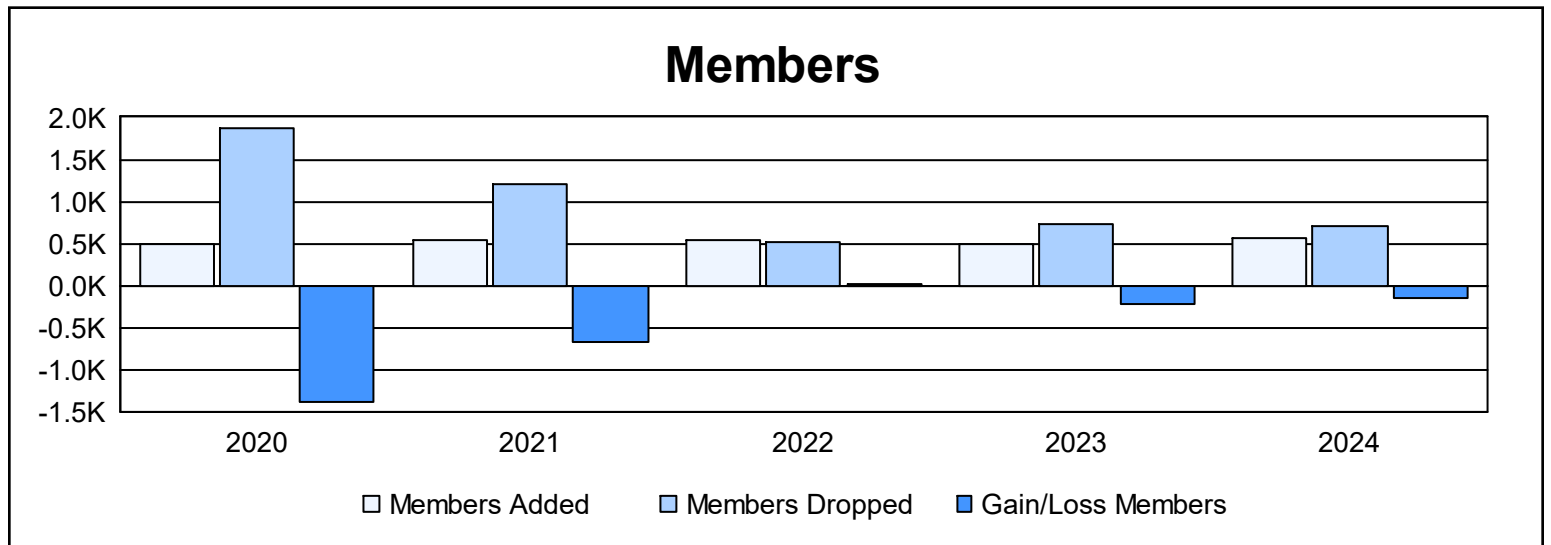
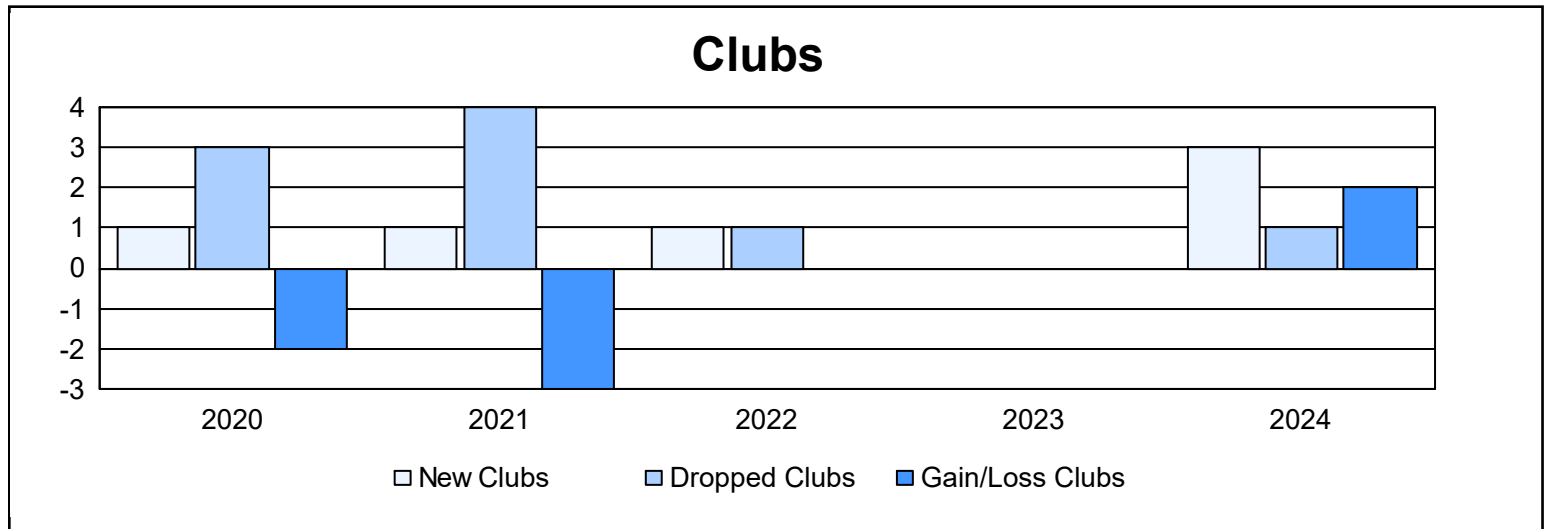
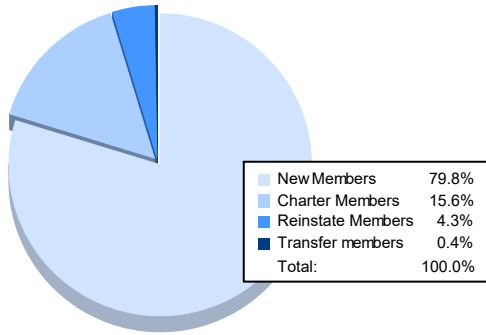


Year	New Clubs	Dropped Clubs	Gain/ Loss Clubs	New Members	Charter Members	Reinstate Members	Transfer Members	Total Member Added	Total Members Dropped	Gain/ Loss Members
2019-2020	1	3	-2	416	35	26	2	479	1,860	-1,381
2020-2021	1	4	-3	384	59	82	2	527	1,198	-671
2021-2022	1	1	0	456	36	26	16	534	515	19
2022-2023	0	0	0	472	0	16	1	489	719	-230
2023-2024	3	1	2	449	88	24	2	563	716	-153
<b>Average</b>	<b>1</b>	<b>2</b>	<b>-1</b>	<b>435</b>	<b>44</b>	<b>35</b>	<b>5</b>	<b>518</b>	<b>1,002</b>	<b>-483</b>



### Membership Composition June 2024 Cumulative



### Gender Composition June 2024 Cumulative

