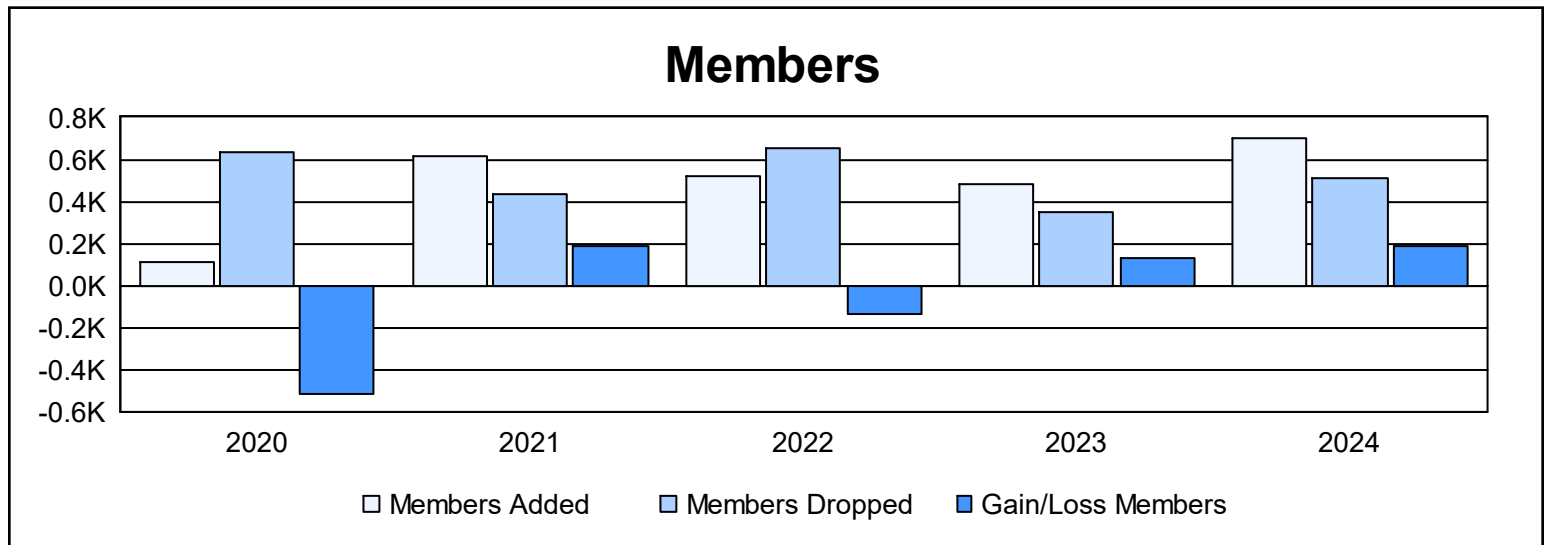
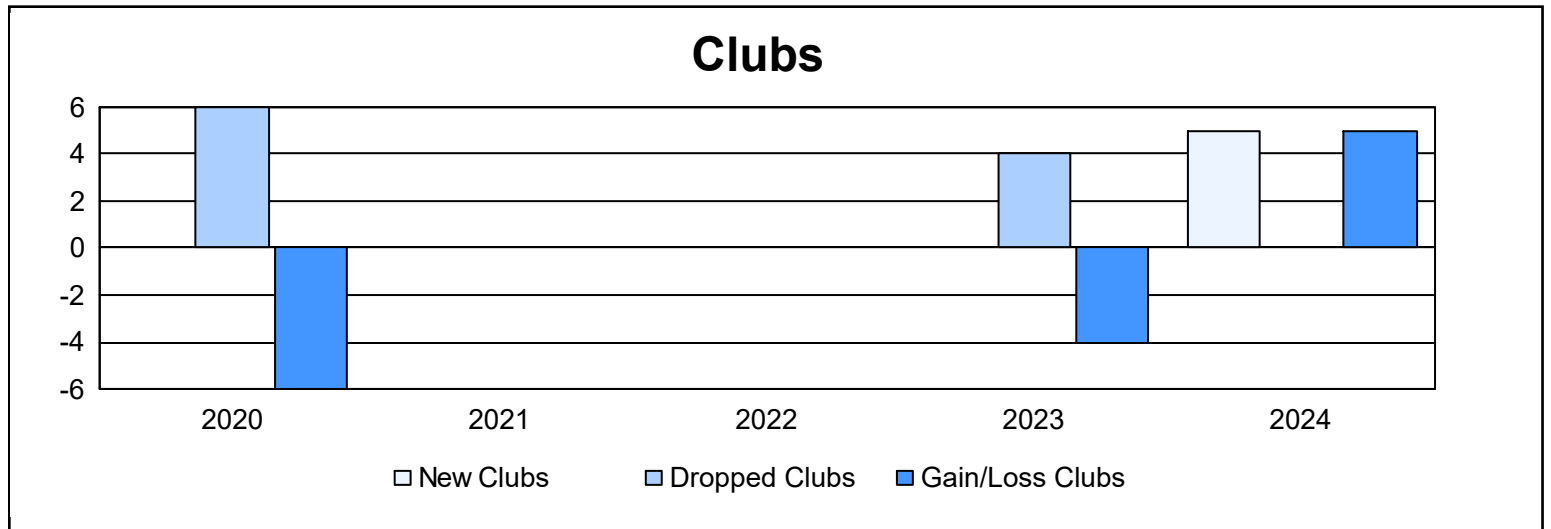
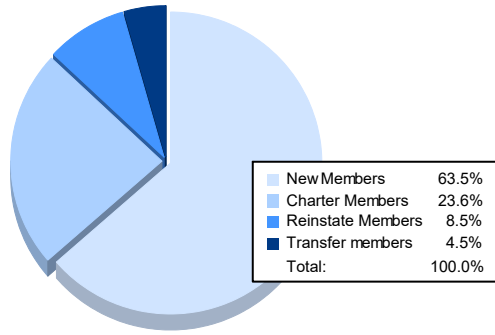


Year	New Clubs	Dropped Clubs	Gain/ Loss Clubs	New Members	Charter Members	Reinstate Members	Transfer Members	Total Member Added	Total Members Dropped	Gain/ Loss Members
2019-2020	0	6	-6	0	60	43	11	114	631	-517
2020-2021	0	0	0	477	54	26	58	615	431	184
2021-2022	0	0	0	326	73	59	65	523	655	-132
2022-2023	0	4	-4	408	31	22	23	484	352	132
2023-2024	5	0	5	442	164	59	31	696	511	185
<b>Average</b>	<b>1</b>	<b>2</b>	<b>-1</b>	<b>331</b>	<b>76</b>	<b>42</b>	<b>38</b>	<b>486</b>	<b>516</b>	<b>-30</b>



### Membership Composition June 2024 Cumulative



### Gender Composition June 2024 Cumulative

