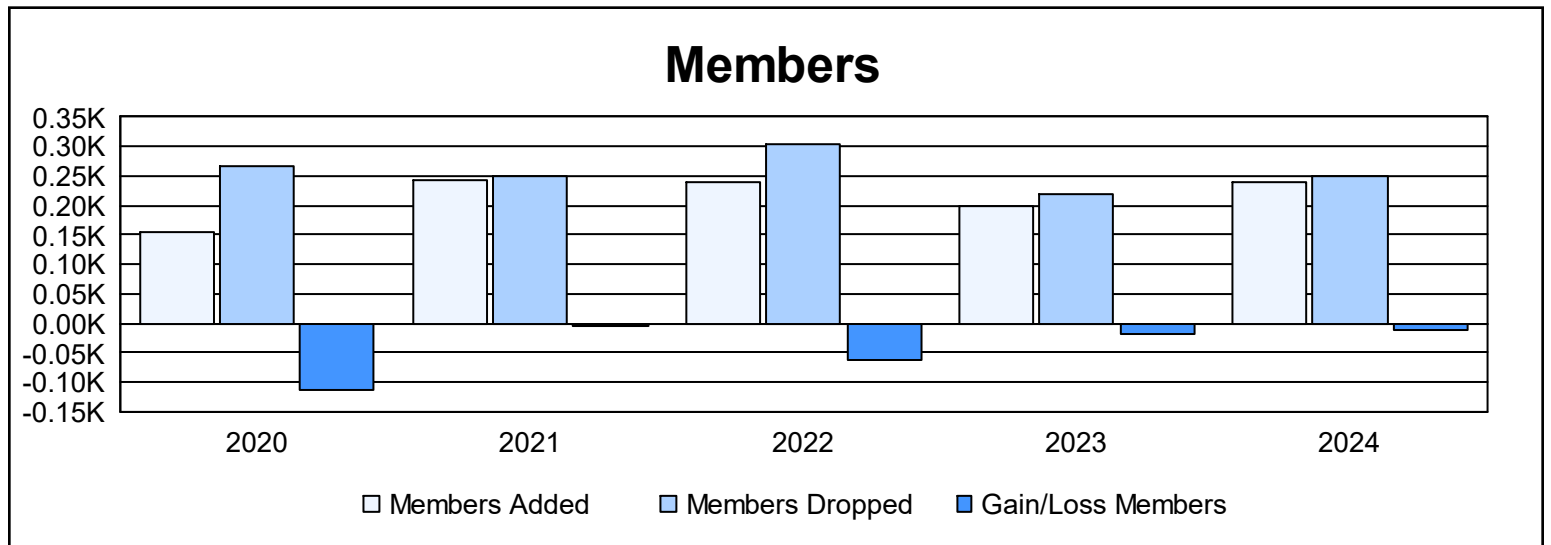
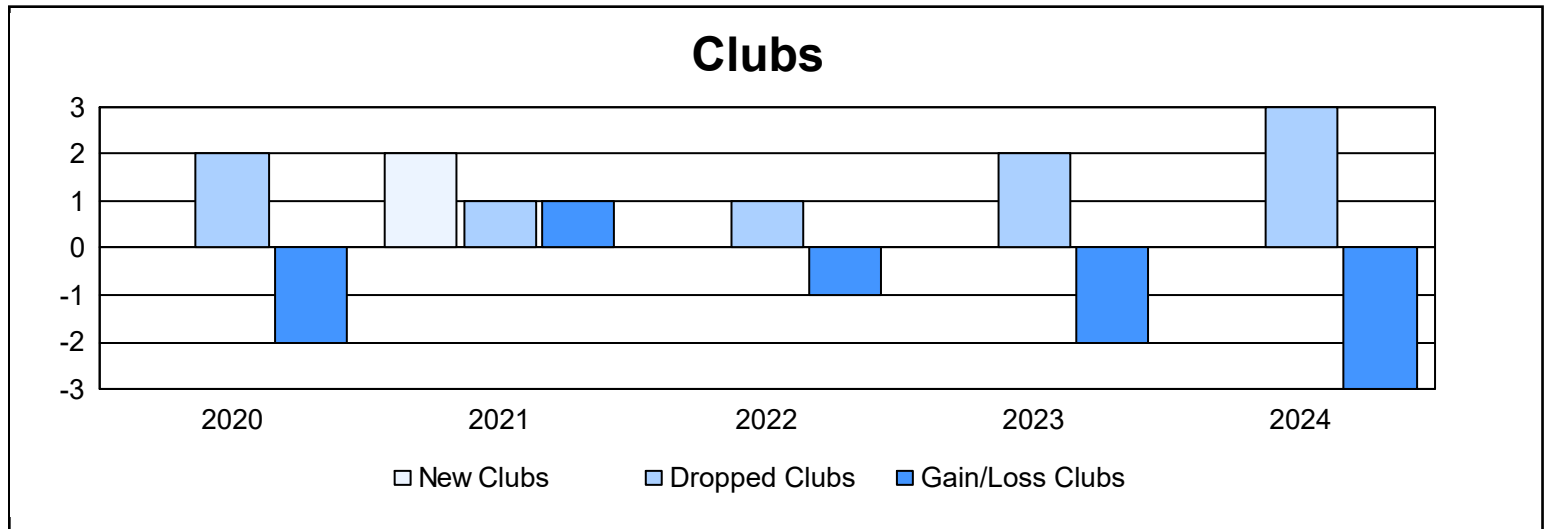
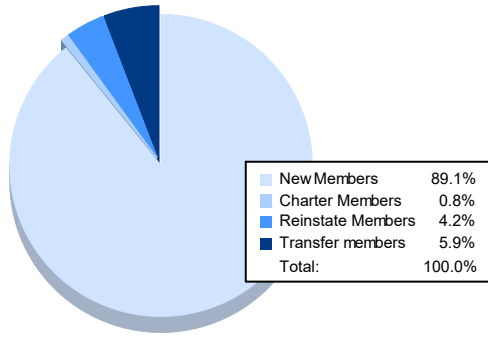


Year	New Clubs	Dropped Clubs	Gain/ Loss Clubs	New Members	Charter Members	Reinstate Members	Transfer Members	Total Member Added	Total Members Dropped	Gain/ Loss Members
2019-2020	0	2	-2	125	1	13	15	154	268	-114
2020-2021	2	1	1	113	115	12	3	243	249	-6
2021-2022	0	1	-1	222	3	8	7	240	304	-64
2022-2023	0	2	-2	179	2	6	13	200	219	-19
2023-2024	0	3	-3	213	2	10	14	239	250	-11
<b>Average</b>	<b>0</b>	<b>2</b>	<b>-1</b>	<b>170</b>	<b>25</b>	<b>10</b>	<b>10</b>	<b>215</b>	<b>258</b>	<b>-43</b>



### Membership Composition June 2024 Cumulative



### Gender Composition June 2024 Cumulative

