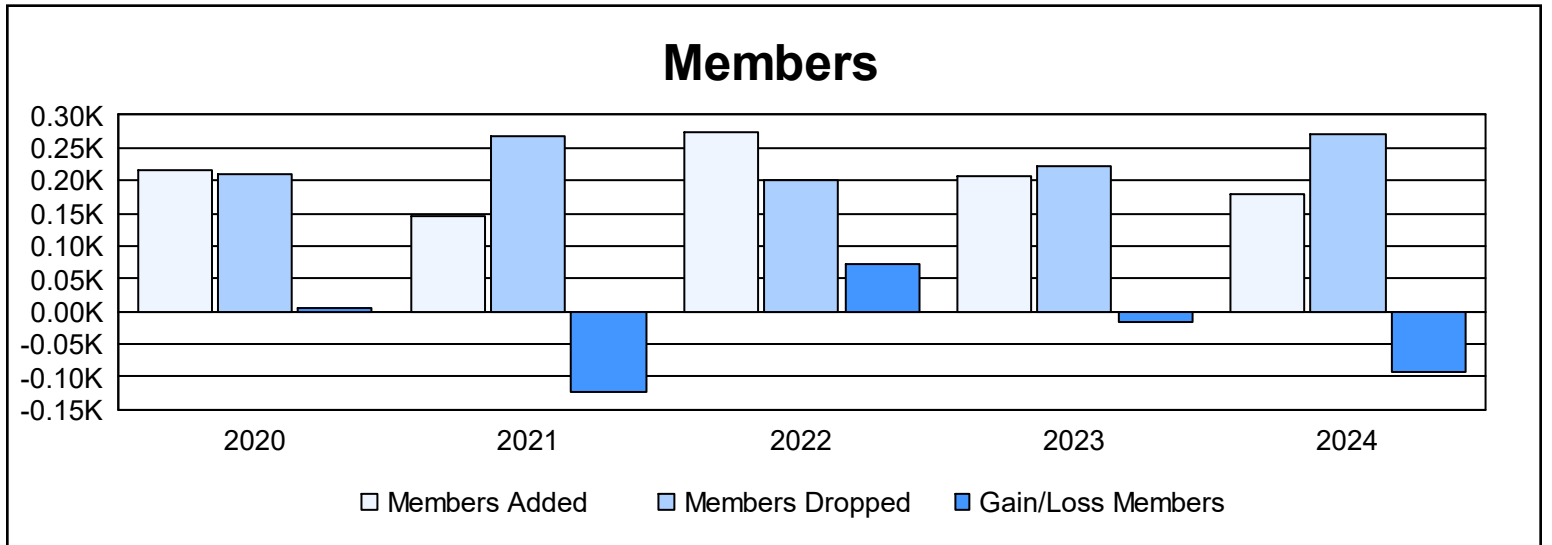
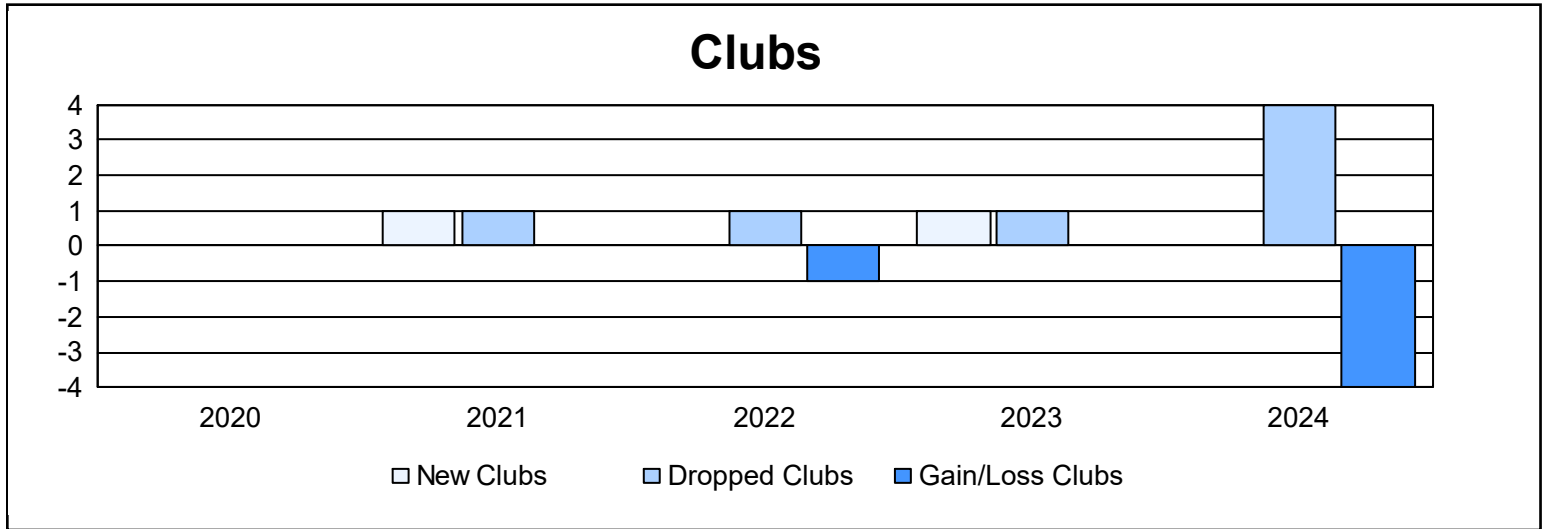
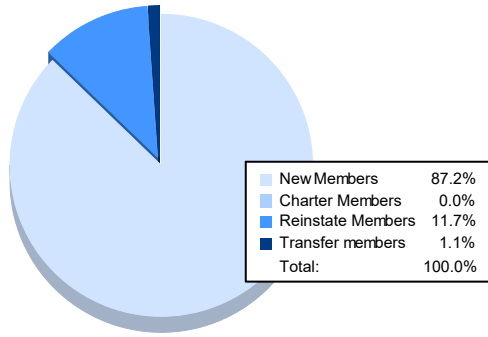


Year	New Clubs	Dropped Clubs	Gain/ Loss Clubs	New Members	Charter Members	Reinstate Members	Transfer Members	Total Member Added	Total Members Dropped	Gain/ Loss Members
2019-2020	0	0	0	196	0	12	7	215	210	5
2020-2021	1	1	0	107	28	7	3	145	268	-123
2021-2022	0	1	-1	240	3	13	17	273	202	71
2022-2023	1	1	0	167	33	4	2	206	221	-15
2023-2024	0	4	-4	156	0	21	2	179	271	-92
<b>Average</b>	<b>0</b>	<b>1</b>	<b>-1</b>	<b>173</b>	<b>13</b>	<b>11</b>	<b>6</b>	<b>204</b>	<b>234</b>	<b>-31</b>



### Membership Composition June 2024 Cumulative



### Gender Composition June 2024 Cumulative

