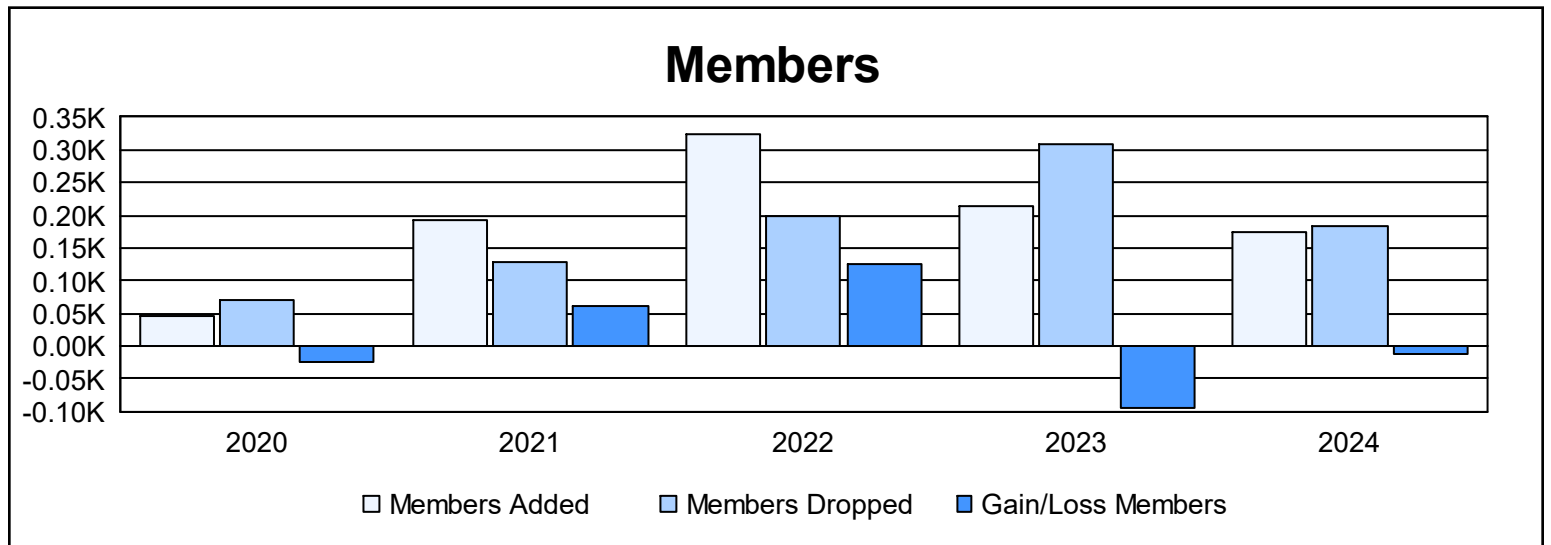
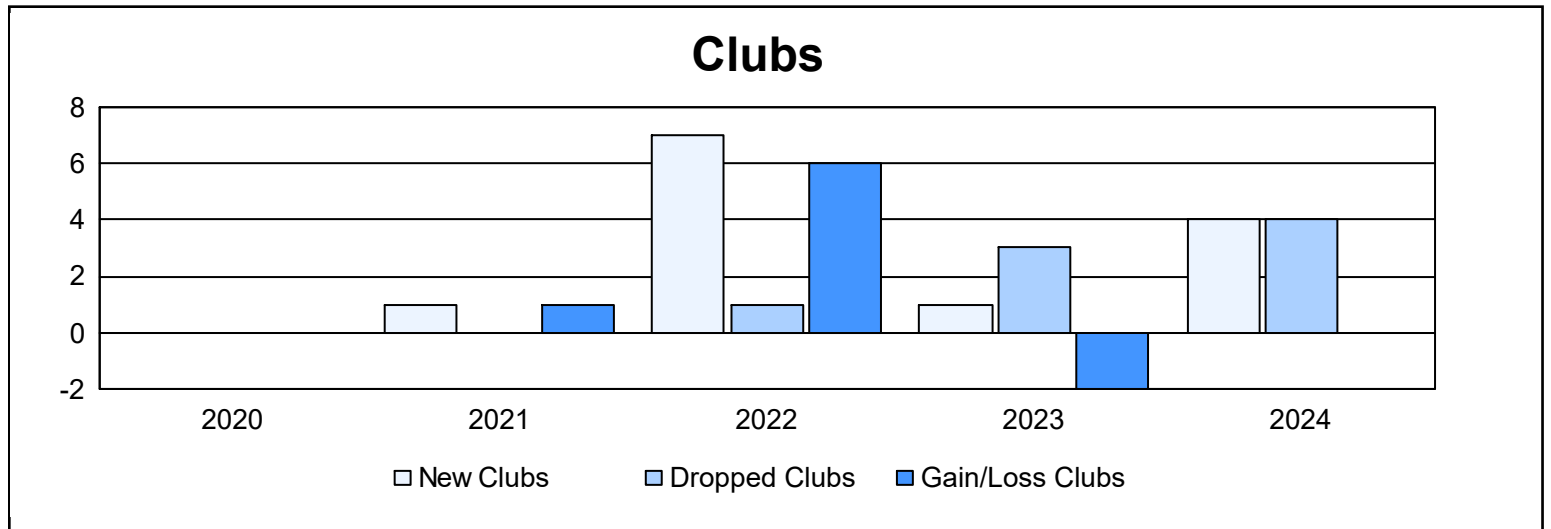
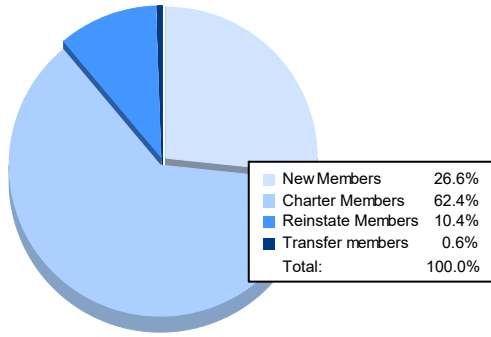


Year	New Clubs	Dropped Clubs	Gain/ Loss Clubs	New Members	Charter Members	Reinstate Members	Transfer Members	Total Member Added	Total Members Dropped	Gain/ Loss Members
2019-2020	0	0	0	39	6	0	2	47	70	-23
2020-2021	1	0	1	151	35	3	3	192	130	62
2021-2022	7	1	6	128	186	11	0	325	200	125
2022-2023	1	3	-2	73	108	28	5	214	309	-95
2023-2024	4	4	0	46	108	18	1	173	184	-11
<b>Average</b>	<b>3</b>	<b>2</b>	<b>1</b>	<b>87</b>	<b>89</b>	<b>12</b>	<b>2</b>	<b>190</b>	<b>179</b>	<b>12</b>



### Membership Composition June 2024 Cumulative



### Gender Composition June 2024 Cumulative

