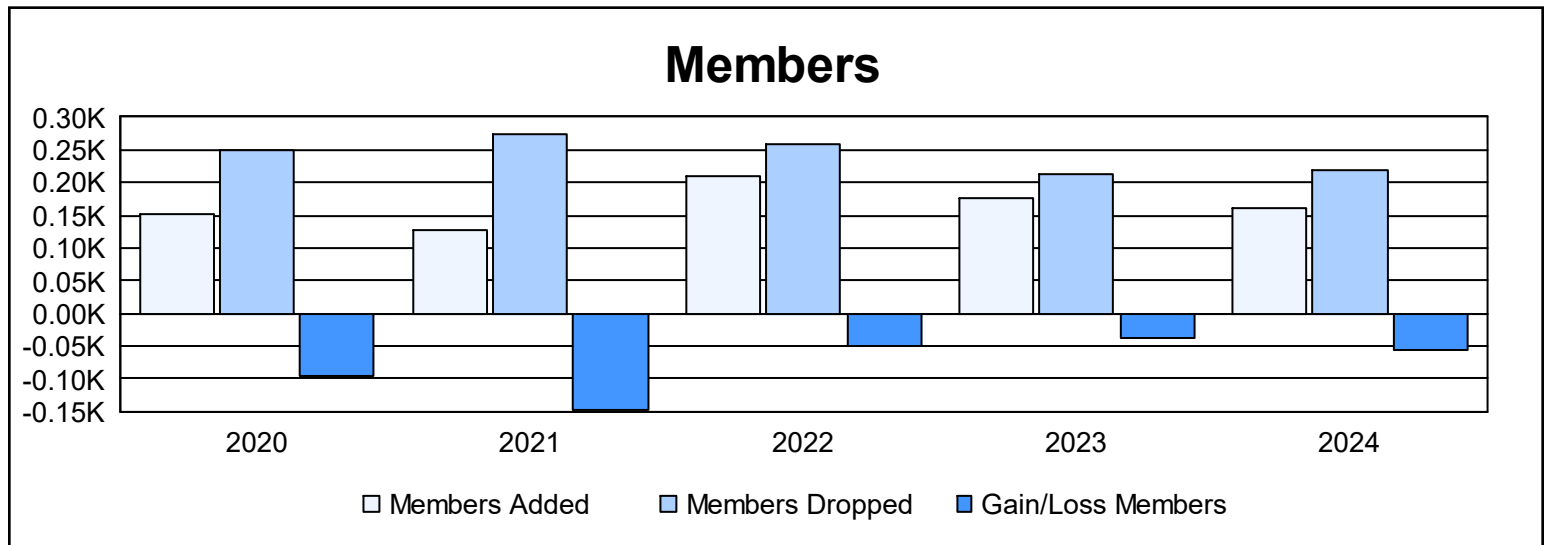
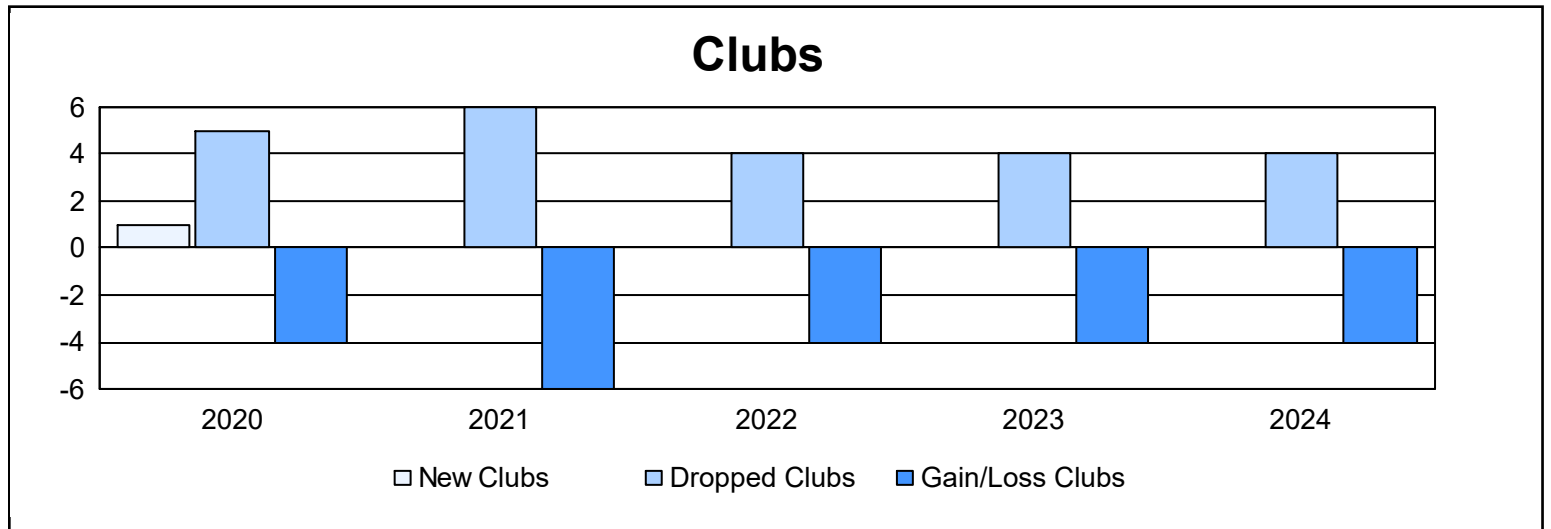
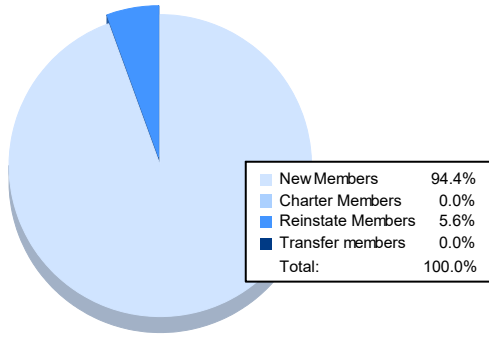


Year	New Clubs	Dropped Clubs	Gain/ Loss Clubs	New Members	Charter Members	Reinstate Members	Transfer Members	Total Member Added	Total Members Dropped	Gain/ Loss Members
2019-2020	1	5	-4	107	22	10	14	153	249	-96
2020-2021	0	6	-6	112	2	8	6	128	275	-147
2021-2022	0	4	-4	178	1	16	14	209	259	-50
2022-2023	0	4	-4	152	0	14	9	175	212	-37
2023-2024	0	4	-4	153	0	9	0	162	218	-56
<b>Average</b>	<b>0</b>	<b>5</b>	<b>-4</b>	<b>140</b>	<b>5</b>	<b>11</b>	<b>9</b>	<b>165</b>	<b>243</b>	<b>-77</b>



### Membership Composition June 2024 Cumulative



### Gender Composition June 2024 Cumulative

