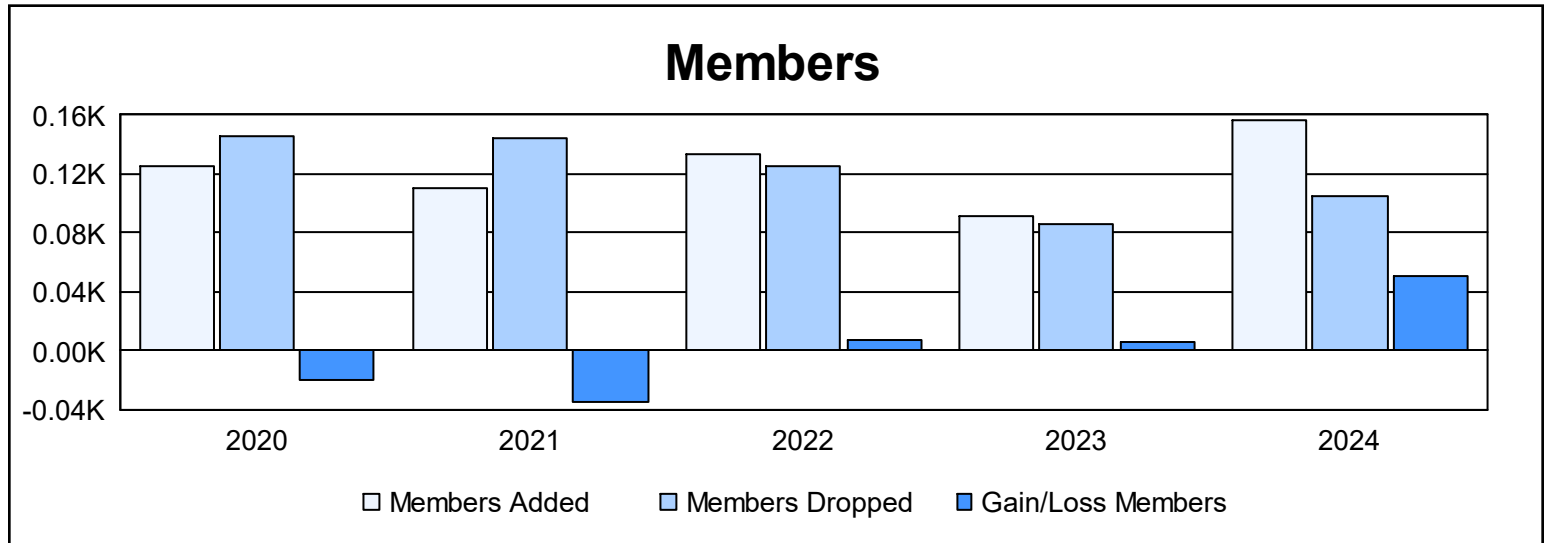
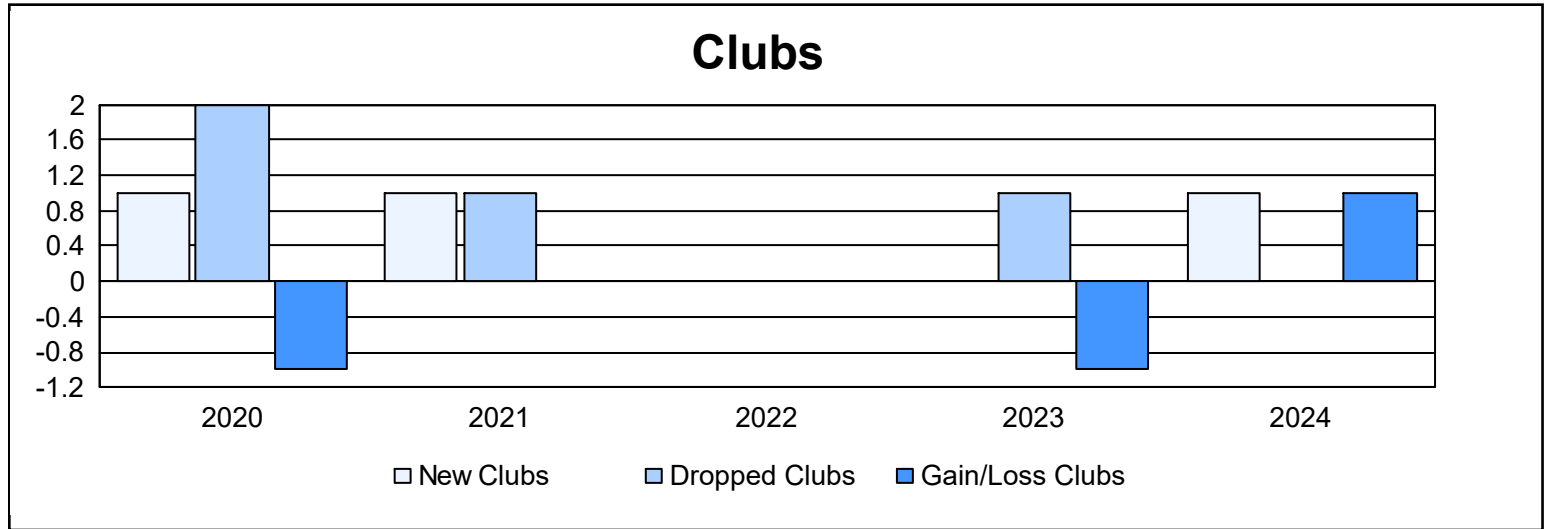
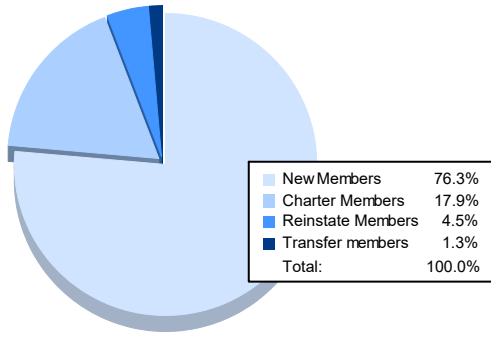


Year	New Clubs	Dropped Clubs	Gain/ Loss Clubs	New Members	Charter Members	Reinstate Members	Transfer Members	Total Member Added	Total Members Dropped	Gain/ Loss Members
2019-2020	1	2	-1	76	35	7	8	126	146	-20
2020-2021	1	1	0	65	32	6	7	110	145	-35
2021-2022	0	0	0	123	0	3	7	133	126	7
2022-2023	0	1	-1	81	2	5	4	92	86	6
2023-2024	1	0	1	119	28	7	2	156	105	51
<b>Average</b>	<b>1</b>	<b>1</b>	<b>0</b>	<b>93</b>	<b>19</b>	<b>6</b>	<b>6</b>	<b>123</b>	<b>122</b>	<b>2</b>



### Membership Composition June 2024 Cumulative



### Gender Composition June 2024 Cumulative

