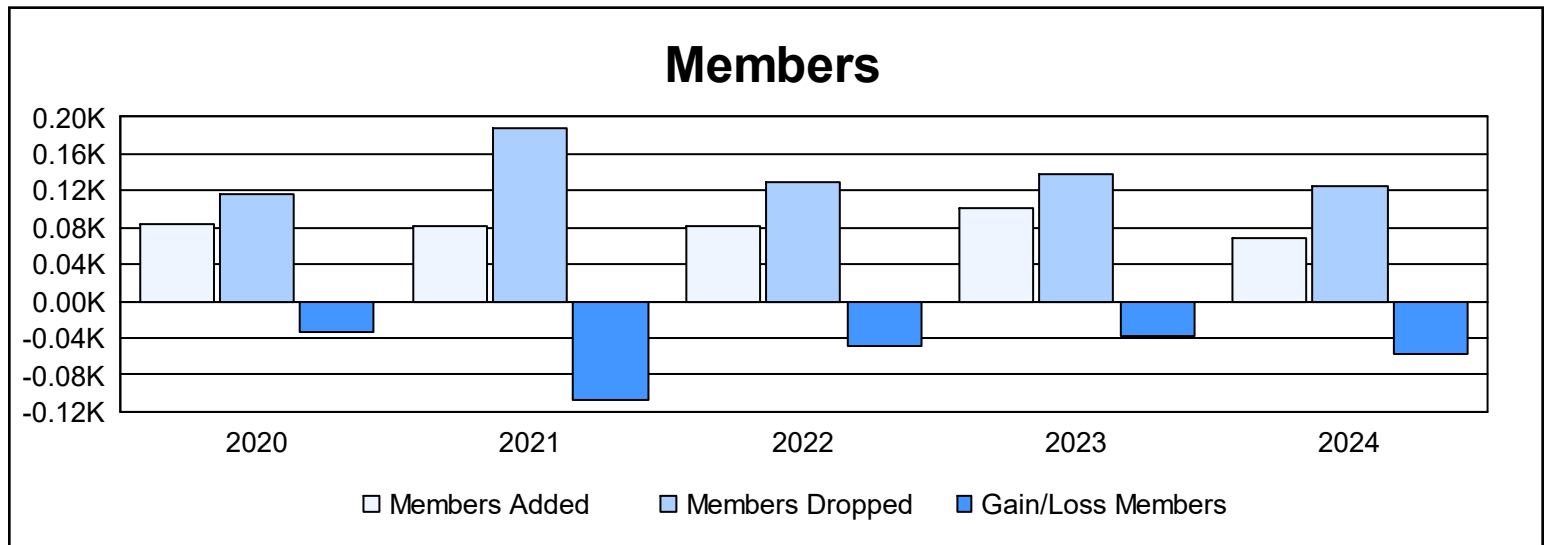
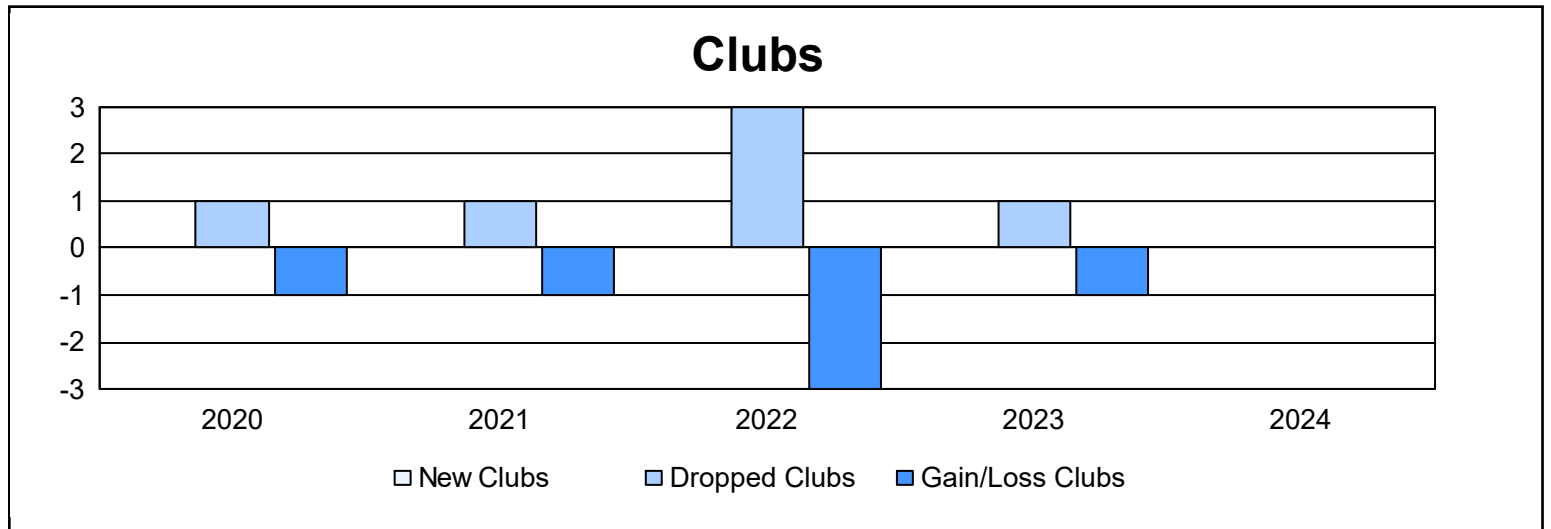
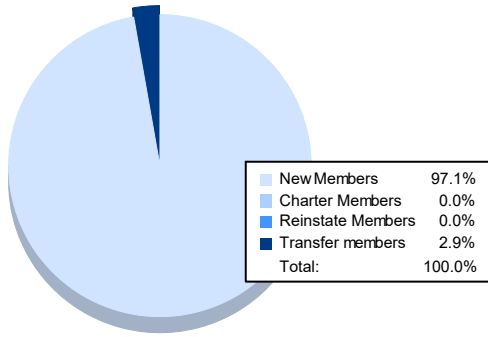


Year	New Clubs	Dropped Clubs	Gain/ Loss Clubs	New Members	Charter Members	Reinstate Members	Transfer Members	Total Member Added	Total Members Dropped	Gain/ Loss Members
2019-2020	0	1	-1	80	0	1	2	83	117	-34
2020-2021	0	1	-1	75	0	2	4	81	188	-107
2021-2022	0	3	-3	75	0	4	3	82	130	-48
2022-2023	0	1	-1	98	0	1	2	101	138	-37
2023-2024	0	0	0	67	0	0	2	69	126	-57
<b>Average</b>	<b>0</b>	<b>1</b>	<b>-1</b>	<b>79</b>	<b>0</b>	<b>2</b>	<b>3</b>	<b>83</b>	<b>140</b>	<b>-57</b>



### Membership Composition June 2024 Cumulative



### Gender Composition June 2024 Cumulative

