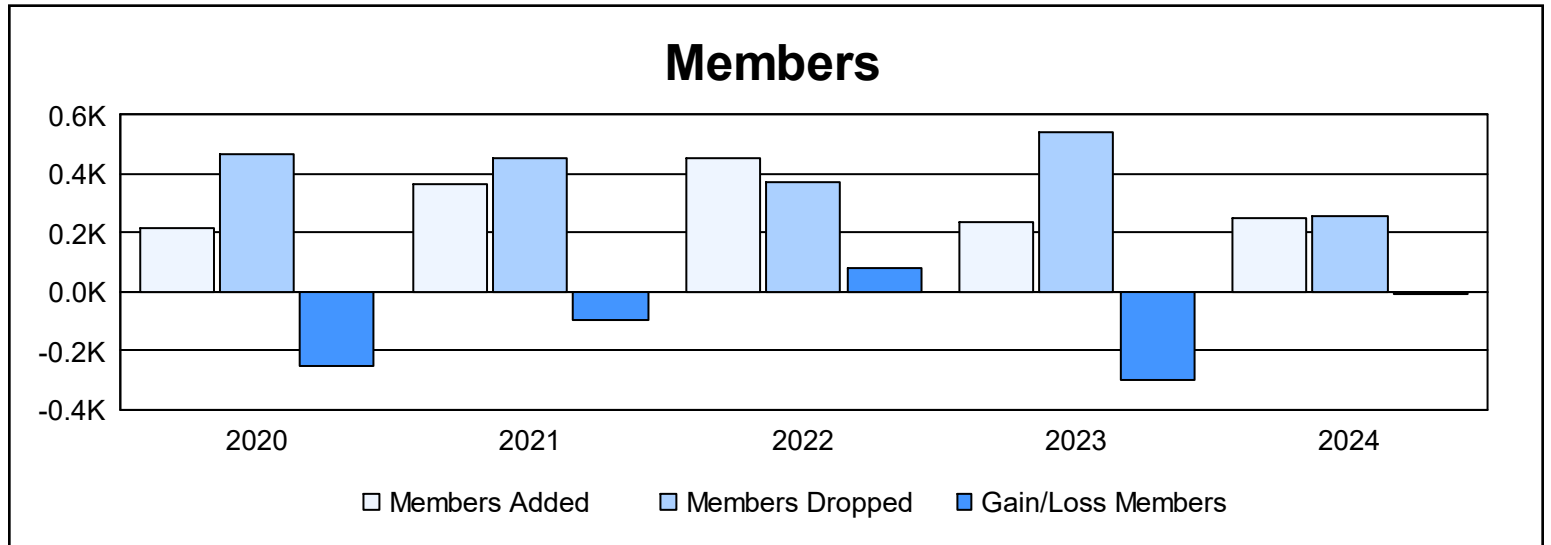
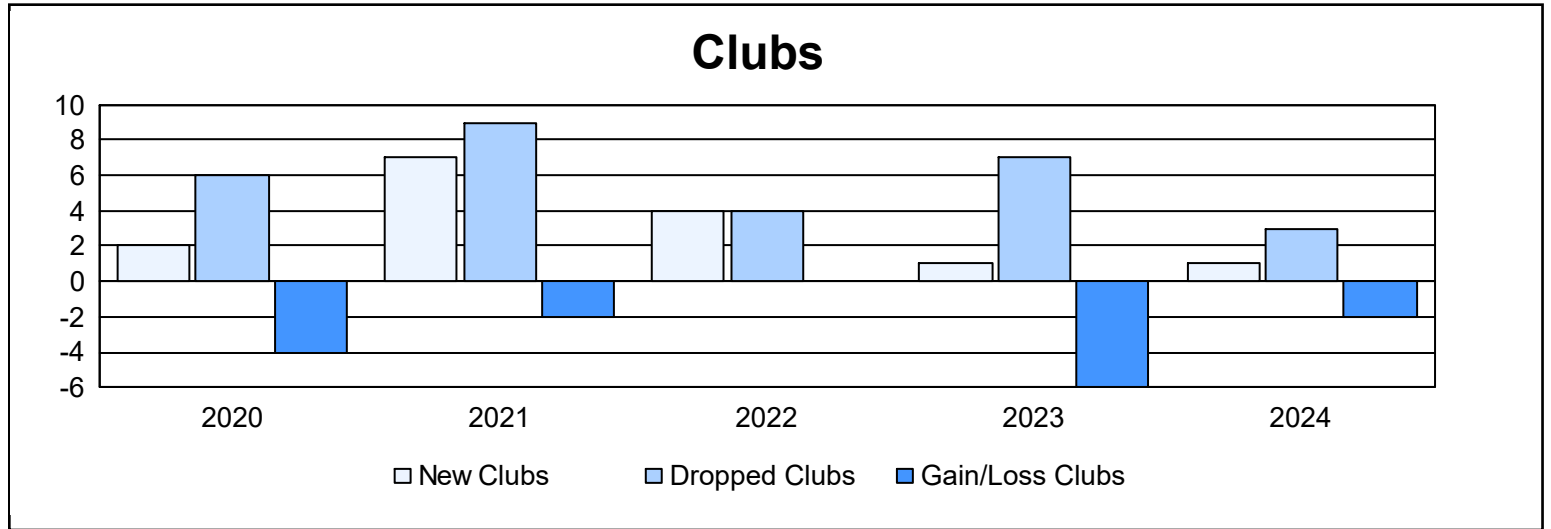
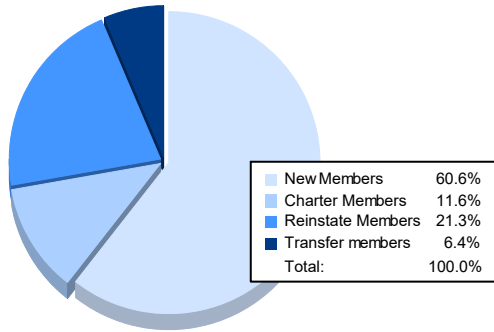


Year	New Clubs	Dropped Clubs	Gain/ Loss Clubs	New Members	Charter Members	Reinstate Members	Transfer Members	Total Member Added	Total Members Dropped	Gain/ Loss Members
2019-2020	2	6	-4	149	57	6	2	214	466	-252
2020-2021	7	9	-2	157	161	40	5	363	456	-93
2021-2022	4	4	0	276	144	28	4	452	374	78
2022-2023	1	7	-6	151	51	21	17	240	541	-301
2023-2024	1	3	-2	151	29	53	16	249	254	-5
<b>Average</b>	<b>3</b>	<b>6</b>	<b>-3</b>	<b>177</b>	<b>88</b>	<b>30</b>	<b>9</b>	<b>304</b>	<b>418</b>	<b>-115</b>



### Membership Composition June 2024 Cumulative



### Gender Composition June 2024 Cumulative

