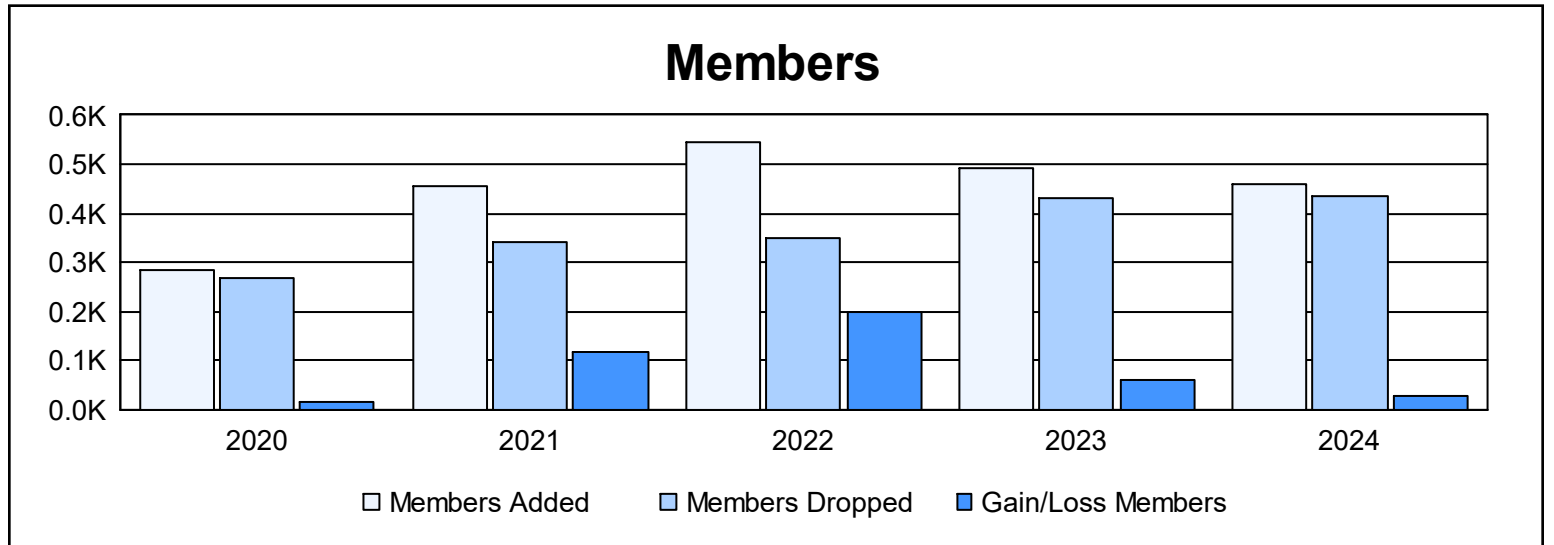
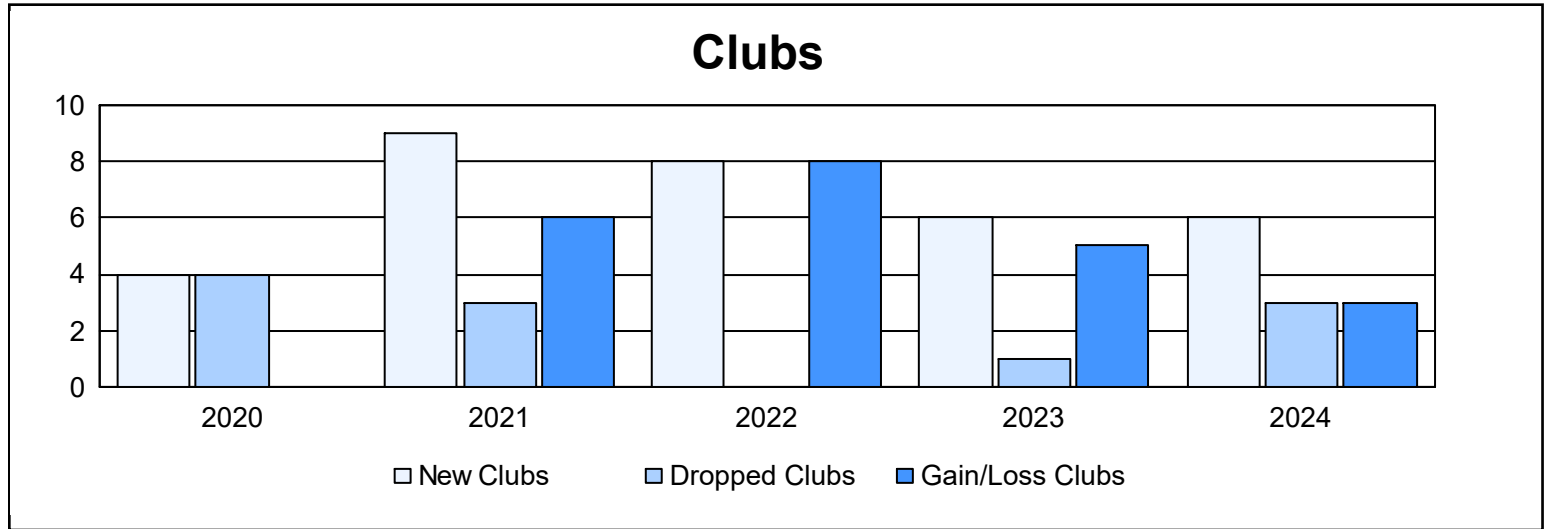
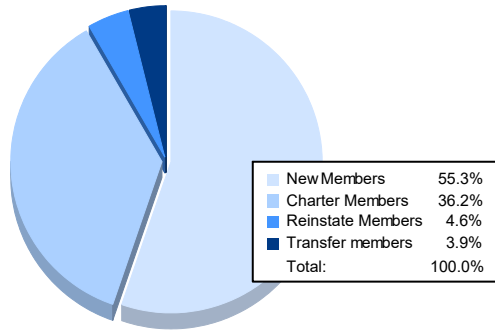


Year	New Clubs	Dropped Clubs	Gain/ Loss Clubs	New Members	Charter Members	Reinstate Members	Transfer Members	Total Member Added	Total Members Dropped	Gain/ Loss Members
2019-2020	4	4	0	152	92	25	14	283	269	14
2020-2021	9	3	6	182	240	28	6	456	340	116
2021-2022	8	0	8	281	238	14	13	546	349	197
2022-2023	6	1	5	256	188	35	11	490	431	59
2023-2024	6	3	3	255	167	21	18	461	433	28
<b>Average</b>	<b>7</b>	<b>2</b>	<b>4</b>	<b>225</b>	<b>185</b>	<b>25</b>	<b>12</b>	<b>447</b>	<b>364</b>	<b>83</b>



### Membership Composition June 2024 Cumulative



### Gender Composition June 2024 Cumulative

