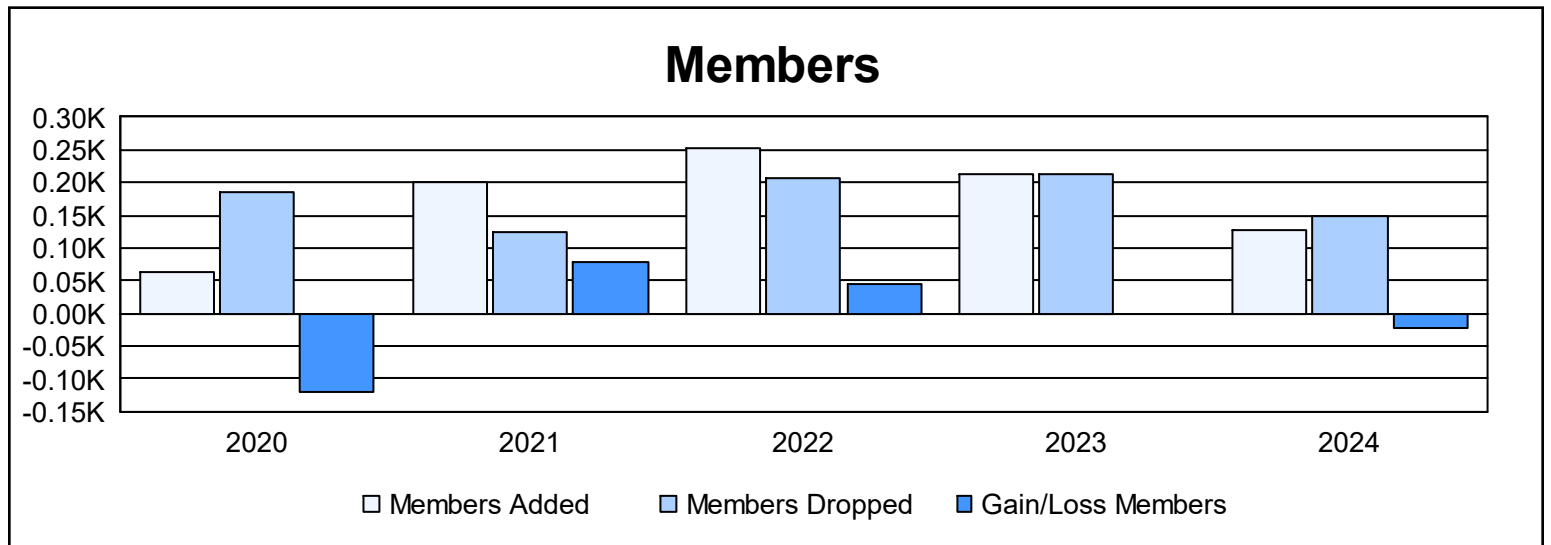
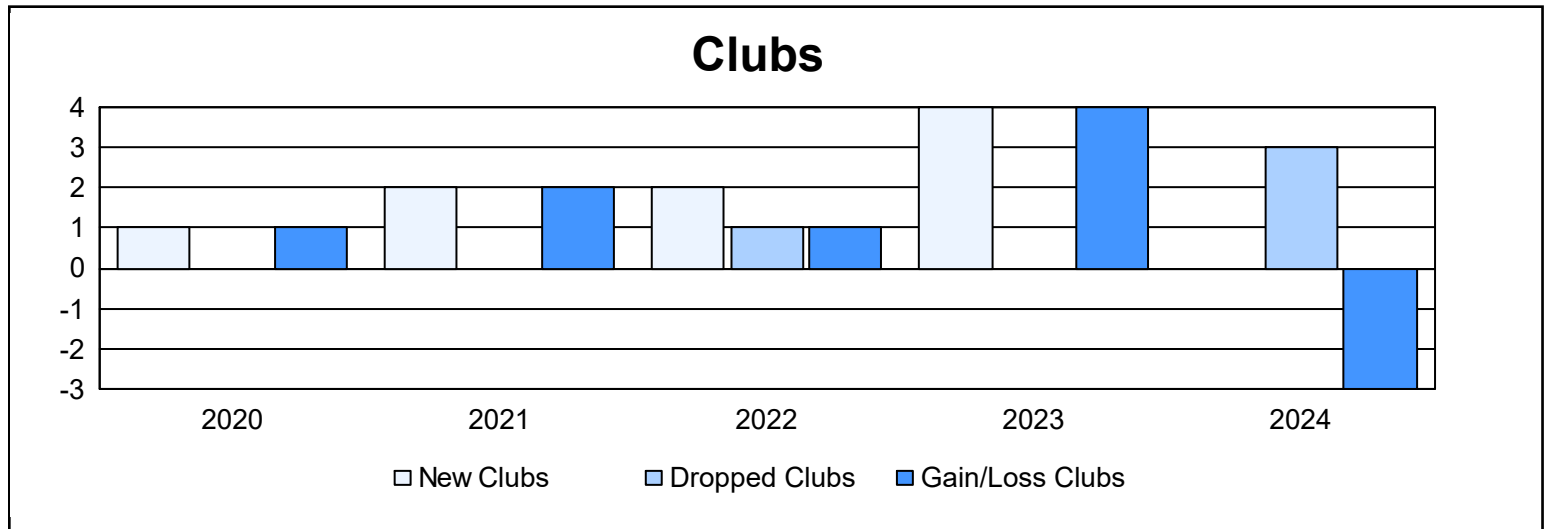
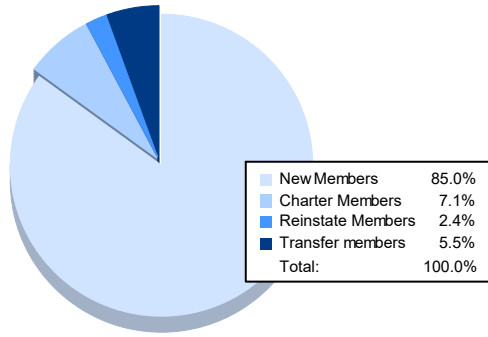


Year	New Clubs	Dropped Clubs	Gain/ Loss Clubs	New Members	Charter Members	Reinstate Members	Transfer Members	Total Member Added	Total Members Dropped	Gain/ Loss Members
2019-2020	1	0	1	47	8	5	4	64	184	-120
2020-2021	2	0	2	153	34	9	6	202	124	78
2021-2022	2	1	1	188	51	7	5	251	207	44
2022-2023	4	0	4	111	88	5	10	214	214	0
2023-2024	0	3	-3	108	9	3	7	127	150	-23
<b>Average</b>	<b>2</b>	<b>1</b>	<b>1</b>	<b>121</b>	<b>38</b>	<b>6</b>	<b>6</b>	<b>172</b>	<b>176</b>	<b>-4</b>



### Membership Composition June 2024 Cumulative



### Gender Composition June 2024 Cumulative

