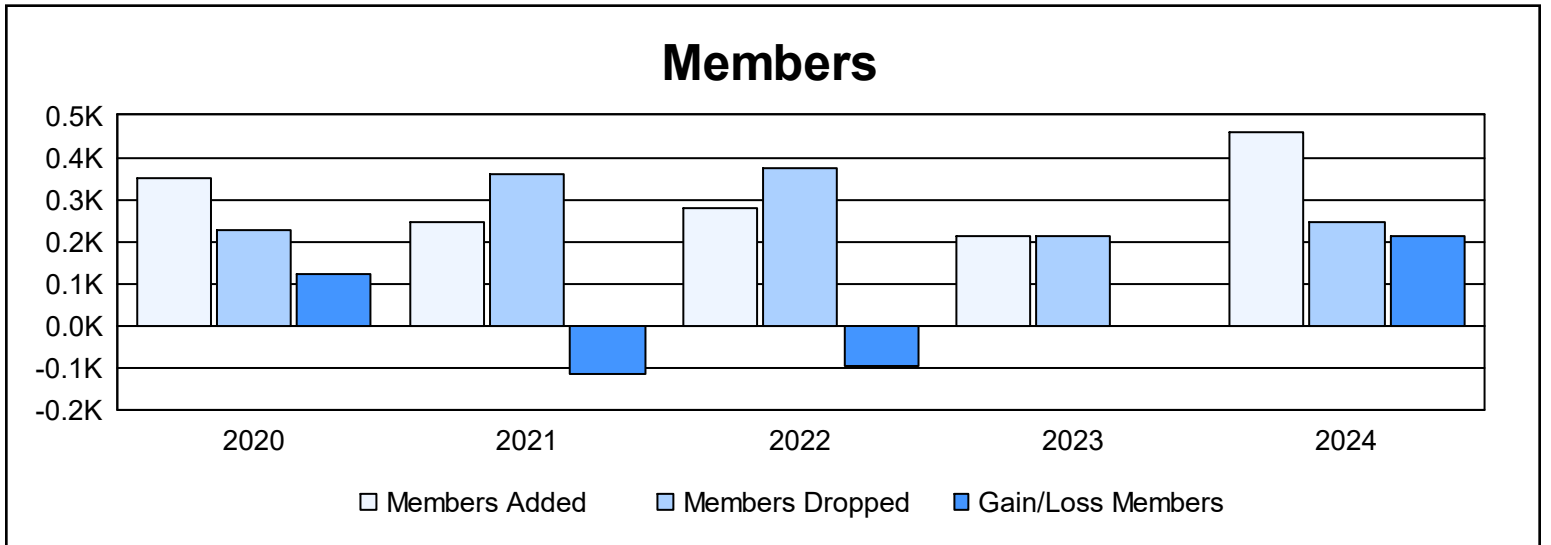
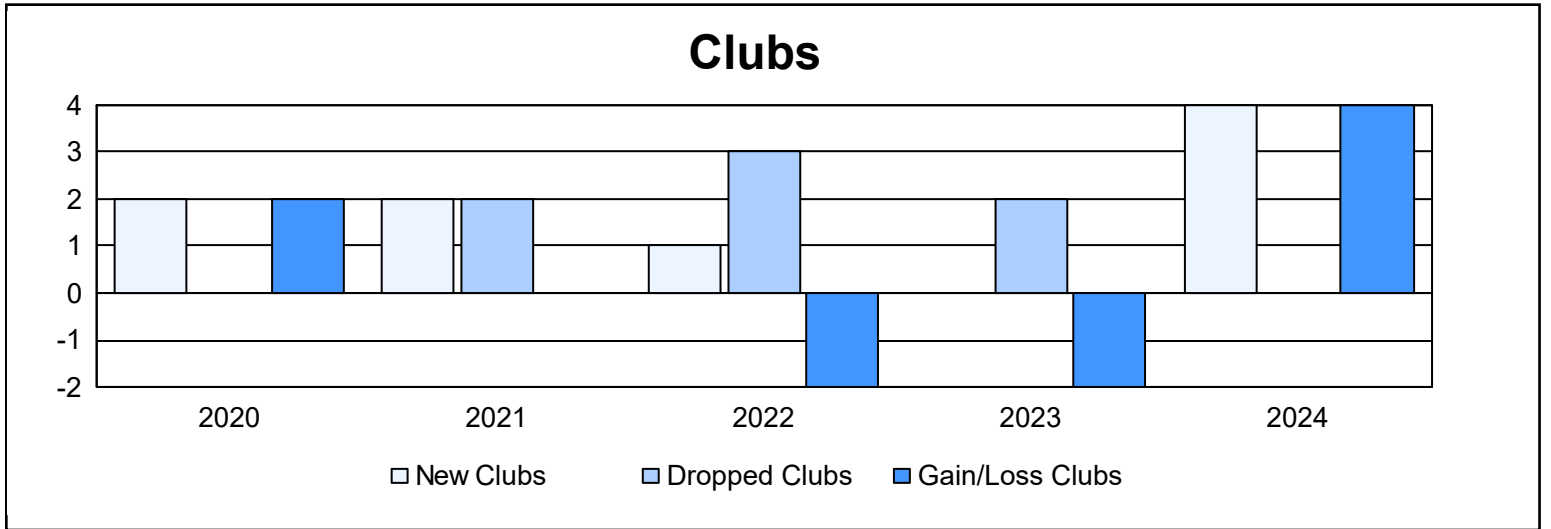
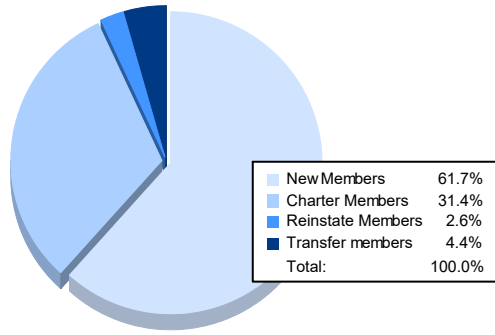


Year	New Clubs	Dropped Clubs	Gain/ Loss Clubs	New Members	Charter Members	Reinstate Members	Transfer Members	Total Member Added	Total Members Dropped	Gain/ Loss Members
2019-2020	2	0	2	278	54	5	12	349	225	124
2020-2021	2	2	0	132	78	32	2	244	358	-114
2021-2022	1	3	-2	202	28	47	1	278	375	-97
2022-2023	0	2	-2	203	1	5	3	212	212	0
2023-2024	4	0	4	283	144	12	20	459	245	214
<b>Average</b>	<b>2</b>	<b>1</b>	<b>0</b>	<b>220</b>	<b>61</b>	<b>20</b>	<b>8</b>	<b>308</b>	<b>283</b>	<b>25</b>



### Membership Composition June 2024 Cumulative



### Gender Composition June 2024 Cumulative

