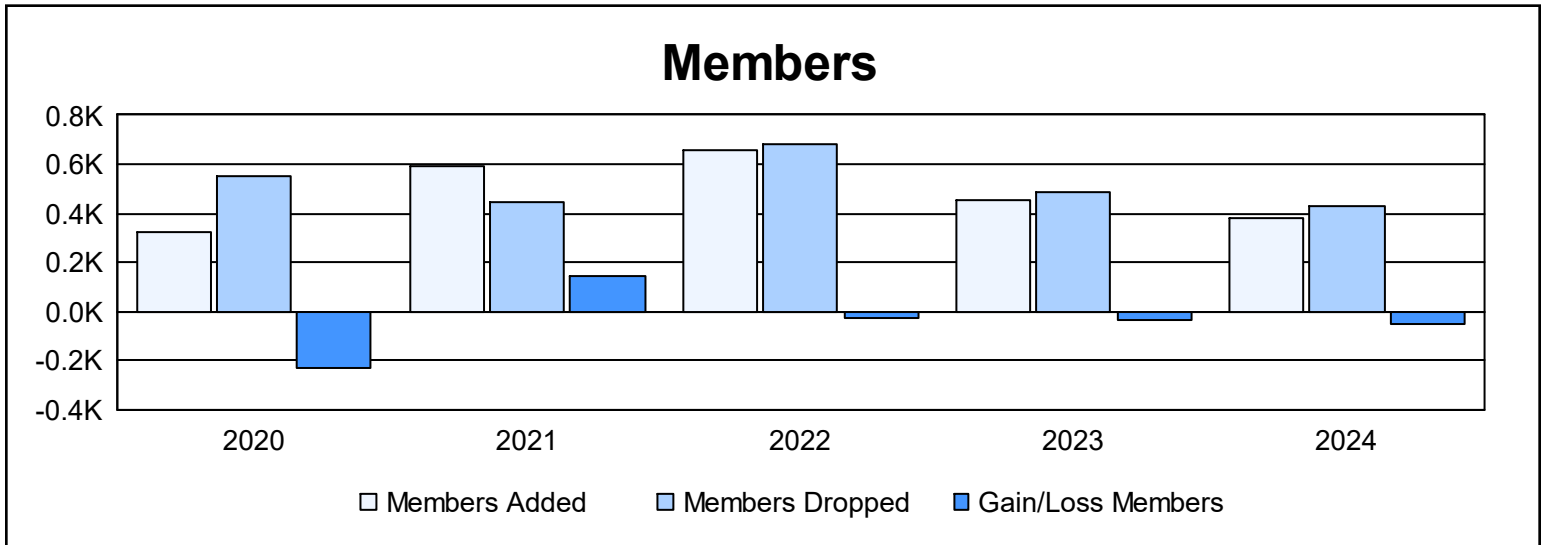
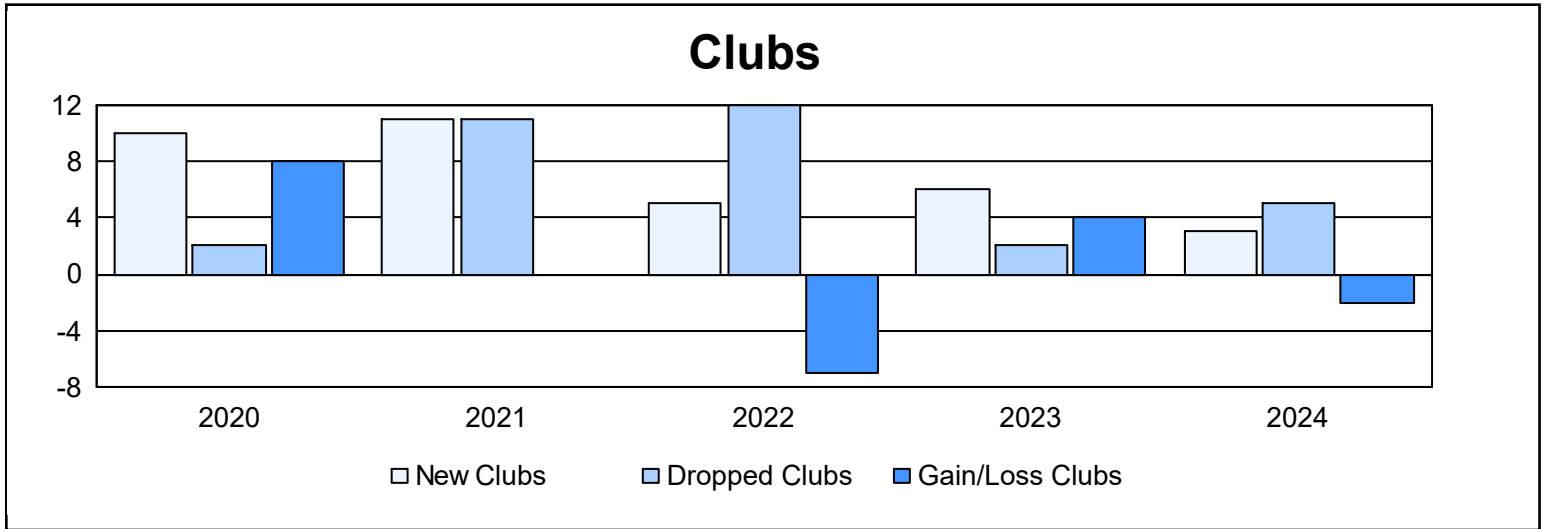
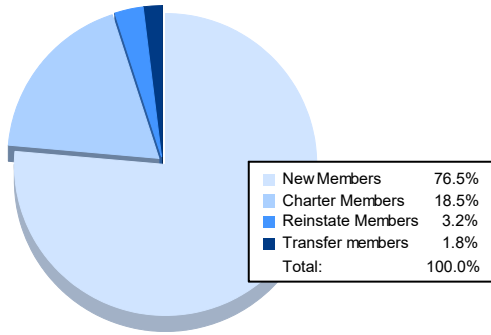


Year	New Clubs	Dropped Clubs	Gain/ Loss Clubs	New Members	Charter Members	Reinstate Members	Transfer Members	Total Member Added	Total Members Dropped	Gain/ Loss Members
2019-2020	10	2	8	89	197	39	0	325	554	-229
2020-2021	11	11	0	327	240	15	12	594	449	145
2021-2022	5	12	-7	415	160	75	10	660	685	-25
2022-2023	6	2	4	249	184	14	7	454	490	-36
2023-2024	3	5	-2	290	70	12	7	379	429	-50
<b>Average</b>	<b>7</b>	<b>6</b>	<b>1</b>	<b>274</b>	<b>170</b>	<b>31</b>	<b>7</b>	<b>482</b>	<b>521</b>	<b>-39</b>



### Membership Composition June 2024 Cumulative



### Gender Composition June 2024 Cumulative

