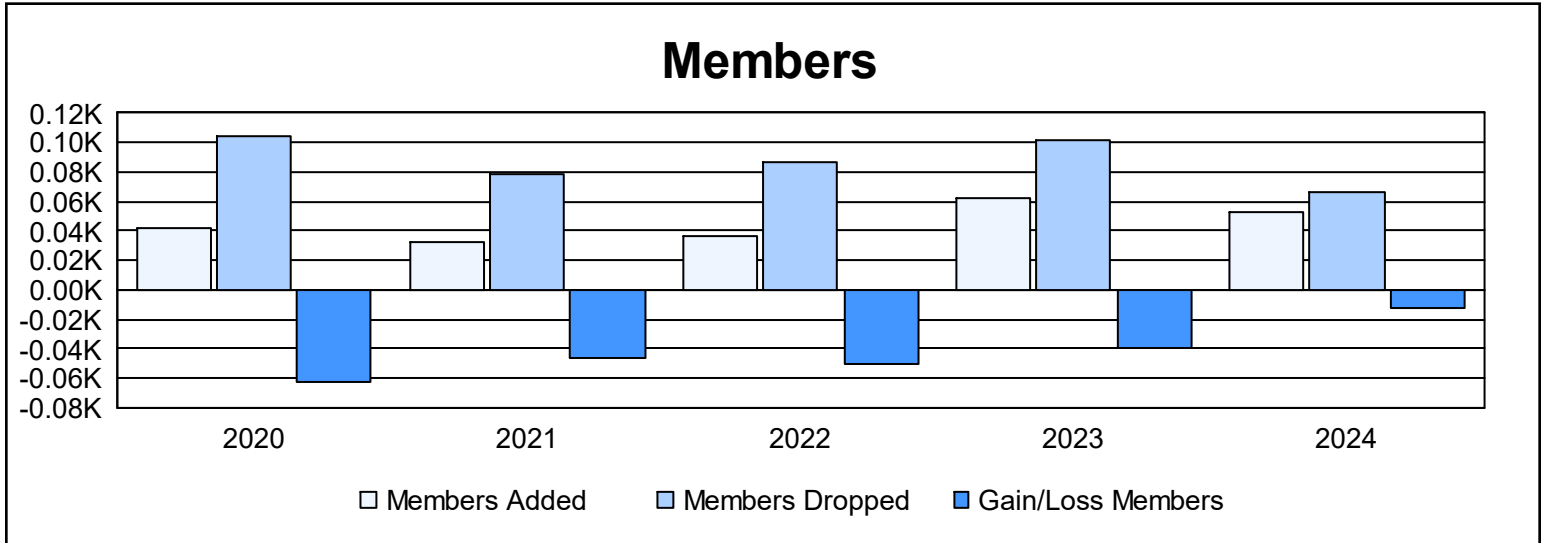
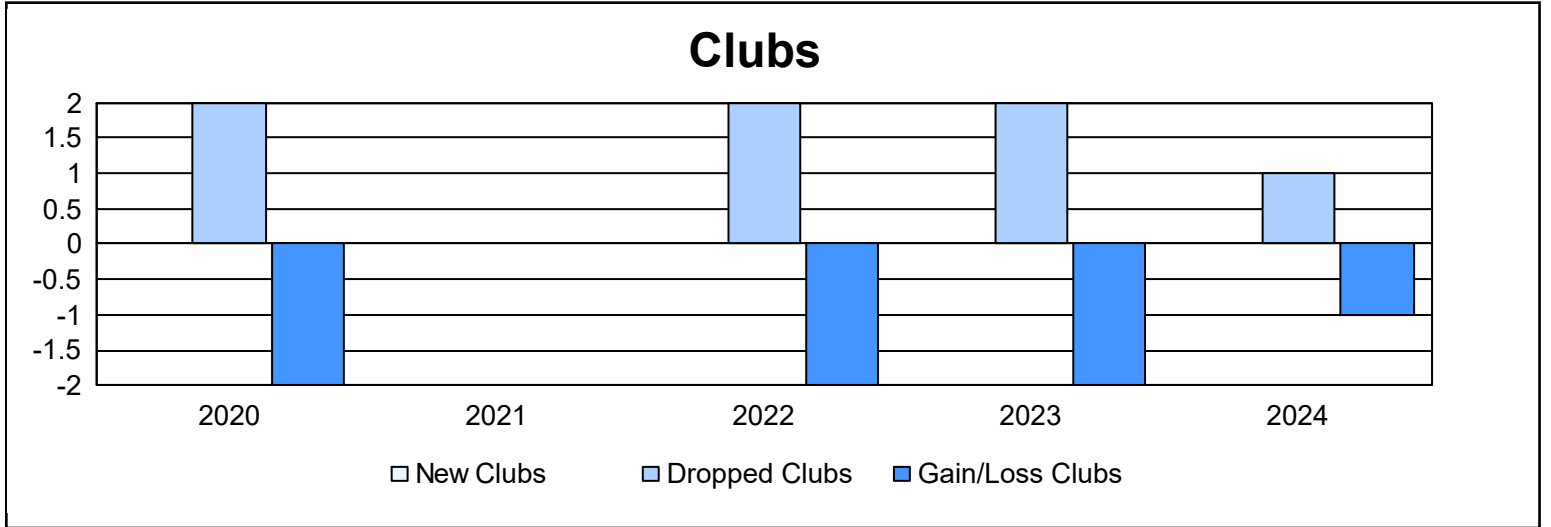
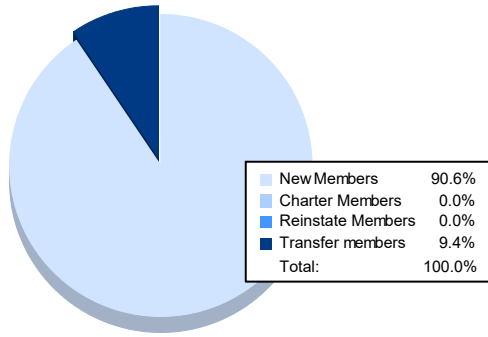


Year	New Clubs	Dropped Clubs	Gain/ Loss Clubs	New Members	Charter Members	Reinstate Members	Transfer Members	Total Member Added	Total Members Dropped	Gain/ Loss Members
2019-2020	0	2	-2	41	0	1	0	42	104	-62
2020-2021	0	0	0	28	0	0	4	32	78	-46
2021-2022	0	2	-2	35	0	1	0	36	87	-51
2022-2023	0	2	-2	60	0	2	0	62	101	-39
2023-2024	0	1	-1	48	0	0	5	53	66	-13
<b>Average</b>	<b>0</b>	<b>1</b>	<b>-1</b>	<b>42</b>	<b>0</b>	<b>1</b>	<b>2</b>	<b>45</b>	<b>87</b>	<b>-42</b>



### Membership Composition June 2024 Cumulative



### Gender Composition June 2024 Cumulative

