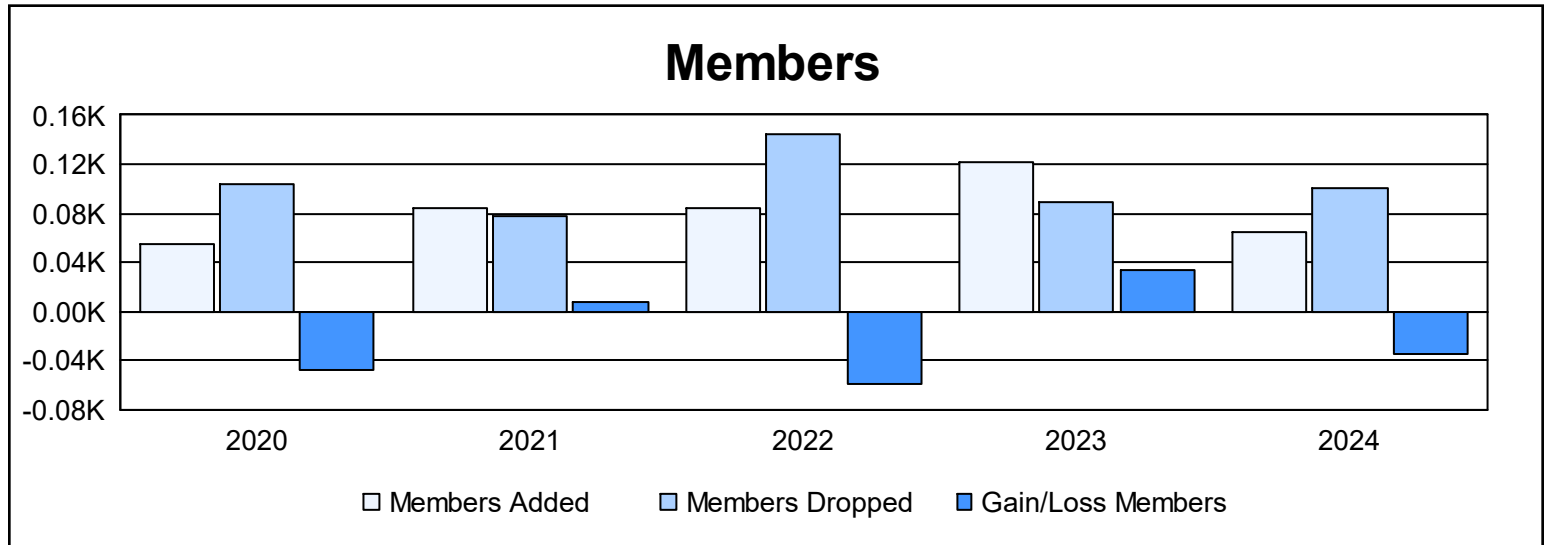
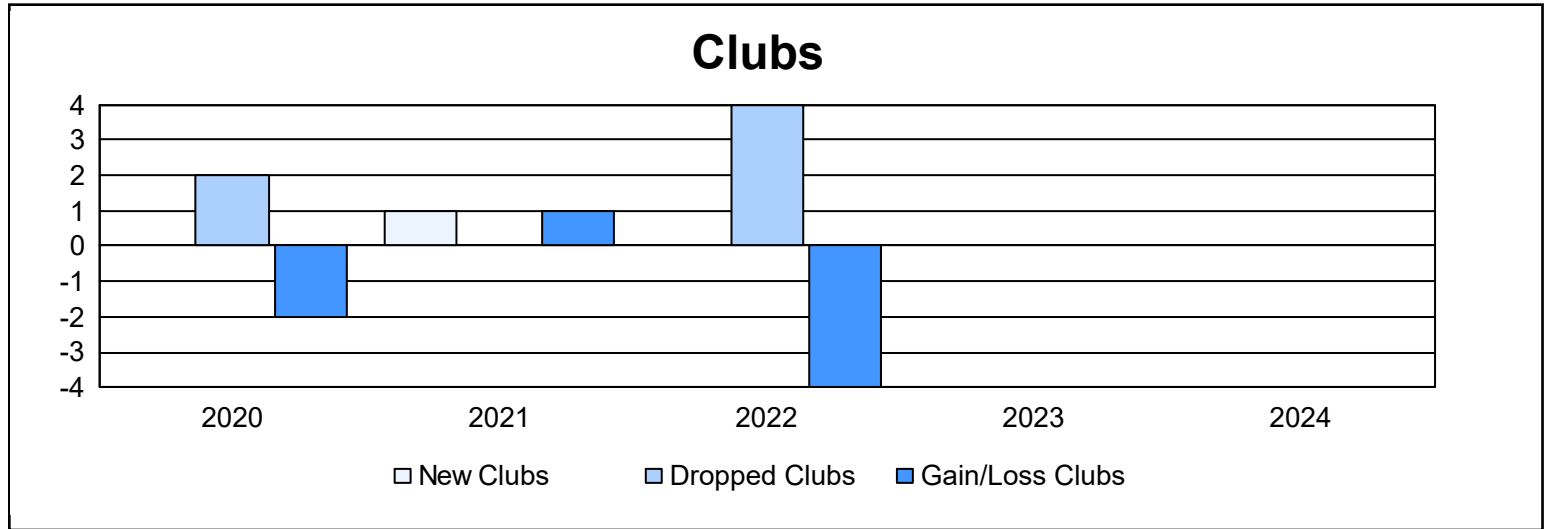
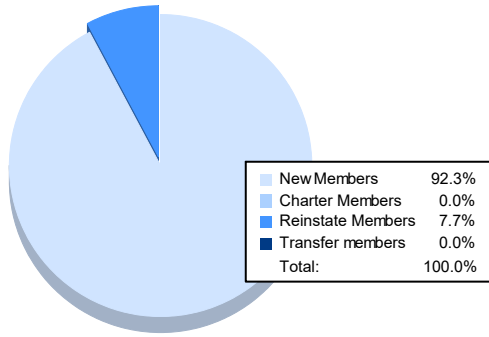


| Year | New Clubs | Dropped Clubs | Gain/ Loss Clubs | New Members | Charter Members | Reinstate Members | Transfer Members | Total Member Added | Total Members Dropped | Gain/ Loss Members |
|----------------|-----------|---------------|------------------|-------------|-----------------|-------------------|------------------|--------------------|-----------------------|--------------------|
| 2019-2020 | 0 | 2 | -2 | 42 | 0 | 8 | 5 | 55 | 103 | -48 |
| 2020-2021 | 1 | 0 | 1 | 44 | 30 | 7 | 3 | 84 | 77 | 7 |
| 2021-2022 | 0 | 4 | -4 | 65 | 0 | 17 | 3 | 85 | 144 | -59 |
| 2022-2023 | 0 | 0 | 0 | 105 | 0 | 15 | 2 | 122 | 89 | 33 |
| 2023-2024 | 0 | 0 | 0 | 60 | 0 | 5 | 0 | 65 | 100 | -35 |
| Average | 0 | 1 | -1 | 63 | 6 | 10 | 3 | 82 | 103 | -20 |



Membership Composition June 2024 Cumulative



Gender Composition June 2024 Cumulative

