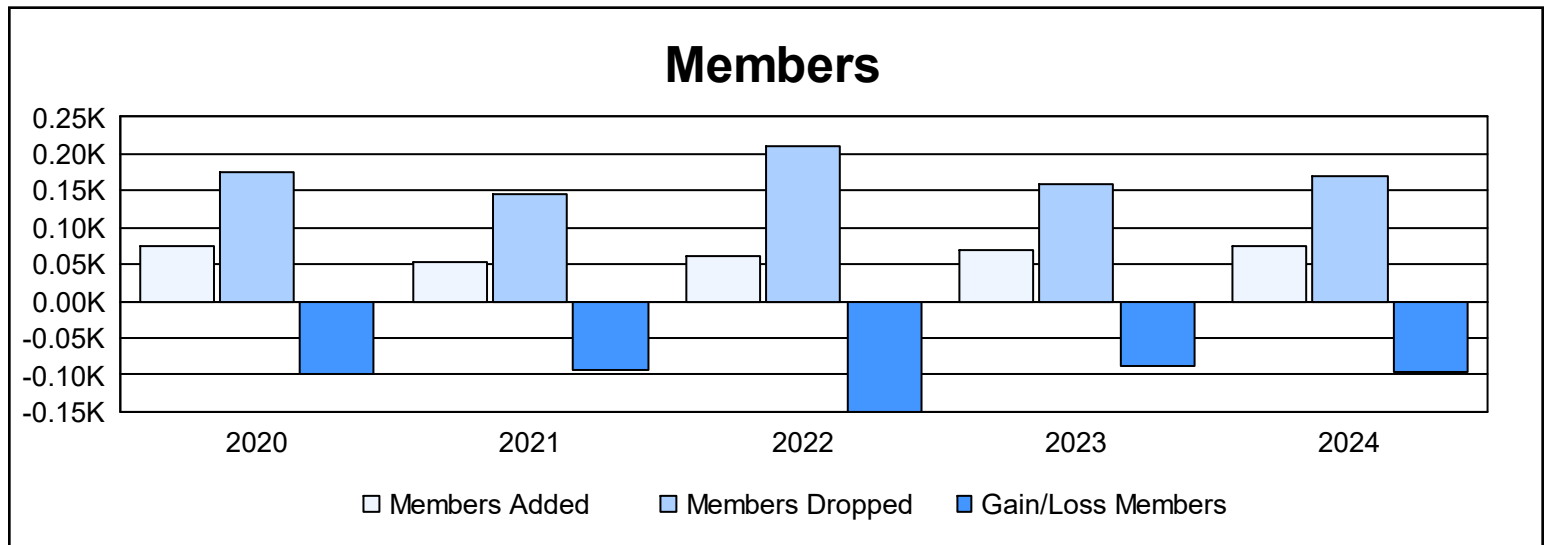
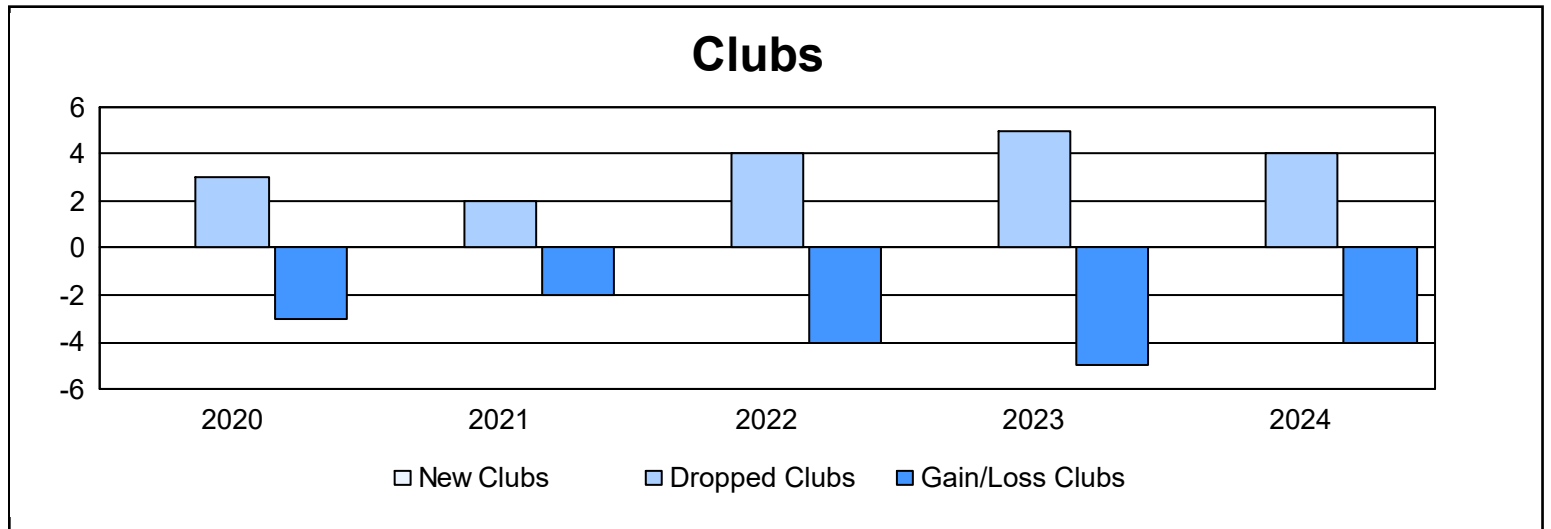
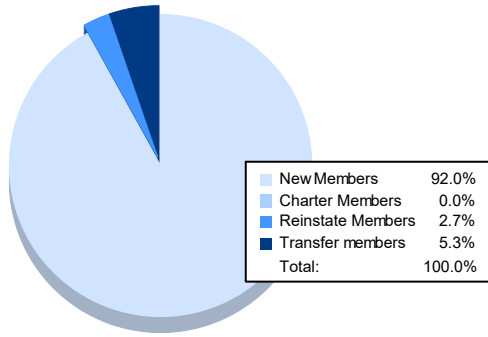


| Year | New Clubs | Dropped Clubs | Gain/ Loss Clubs | New Members | Charter Members | Reinstate Members | Transfer Members | Total Member Added | Total Members Dropped | Gain/ Loss Members |
|----------------|-----------|---------------|------------------|-------------|-----------------|-------------------|------------------|--------------------|-----------------------|--------------------|
| 2019-2020 | 0 | 3 | -3 | 67 | 1 | 1 | 5 | 74 | 174 | -100 |
| 2020-2021 | 0 | 2 | -2 | 30 | 2 | 1 | 19 | 52 | 145 | -93 |
| 2021-2022 | 0 | 4 | -4 | 55 | 1 | 1 | 3 | 60 | 210 | -150 |
| 2022-2023 | 0 | 5 | -5 | 59 | 0 | 4 | 6 | 69 | 158 | -89 |
| 2023-2024 | 0 | 4 | -4 | 69 | 0 | 2 | 4 | 75 | 170 | -95 |
| Average | 0 | 4 | -4 | 56 | 1 | 2 | 7 | 66 | 171 | -105 |



Membership Composition June 2024 Cumulative



Gender Composition June 2024 Cumulative

