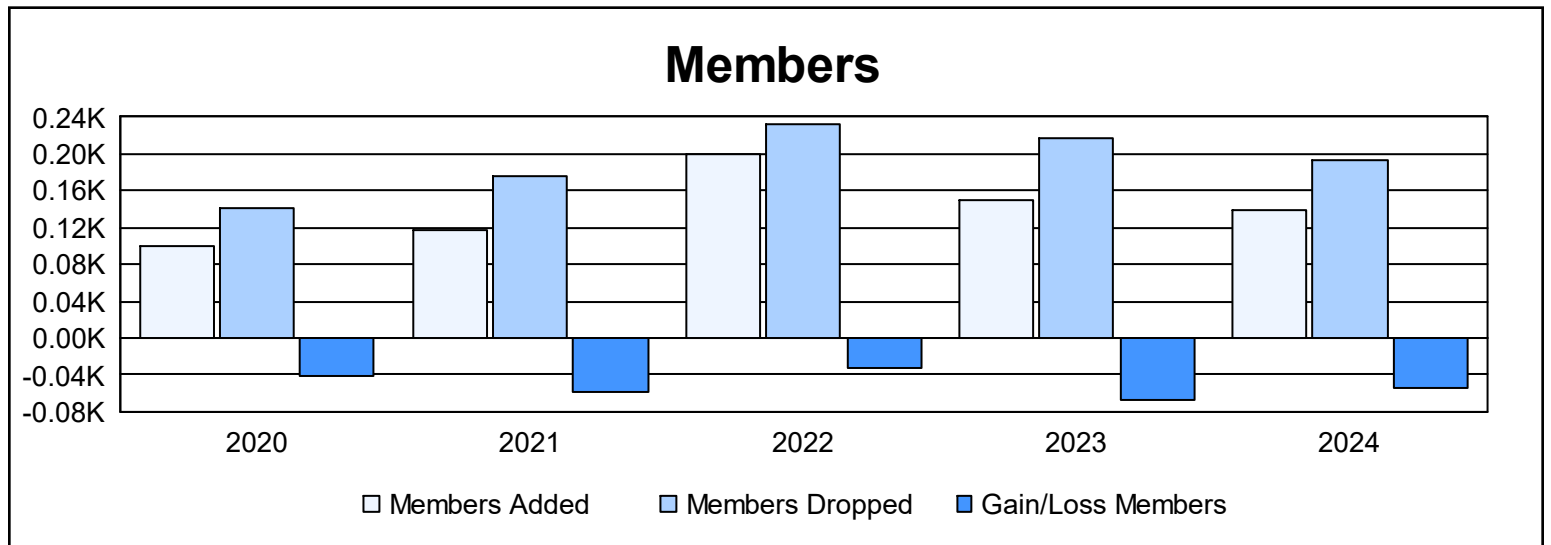
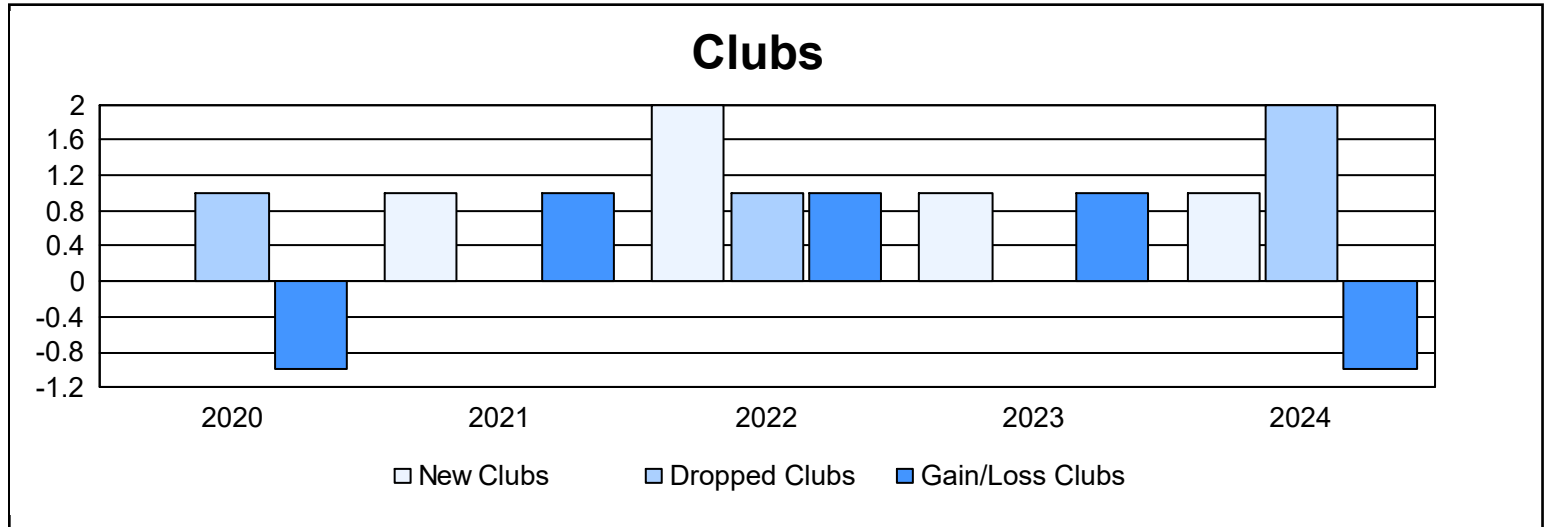
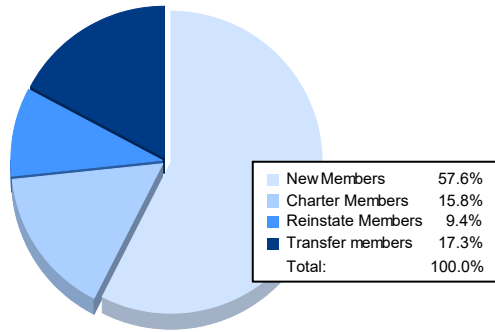


Year	New Clubs	Dropped Clubs	Gain/ Loss Clubs	New Members	Charter Members	Reinstate Members	Transfer Members	Total Member Added	Total Members Dropped	Gain/ Loss Members
2019-2020	0	1	-1	86	0	1	12	99	141	-42
2020-2021	1	0	1	82	21	5	9	117	175	-58
2021-2022	2	1	1	113	62	5	19	199	232	-33
2022-2023	1	0	1	107	21	5	17	150	218	-68
2023-2024	1	2	-1	80	22	13	24	139	193	-54
<b>Average</b>	<b>1</b>	<b>1</b>	<b>0</b>	<b>94</b>	<b>25</b>	<b>6</b>	<b>16</b>	<b>141</b>	<b>192</b>	<b>-51</b>



### Membership Composition June 2024 Cumulative



### Gender Composition June 2024 Cumulative

