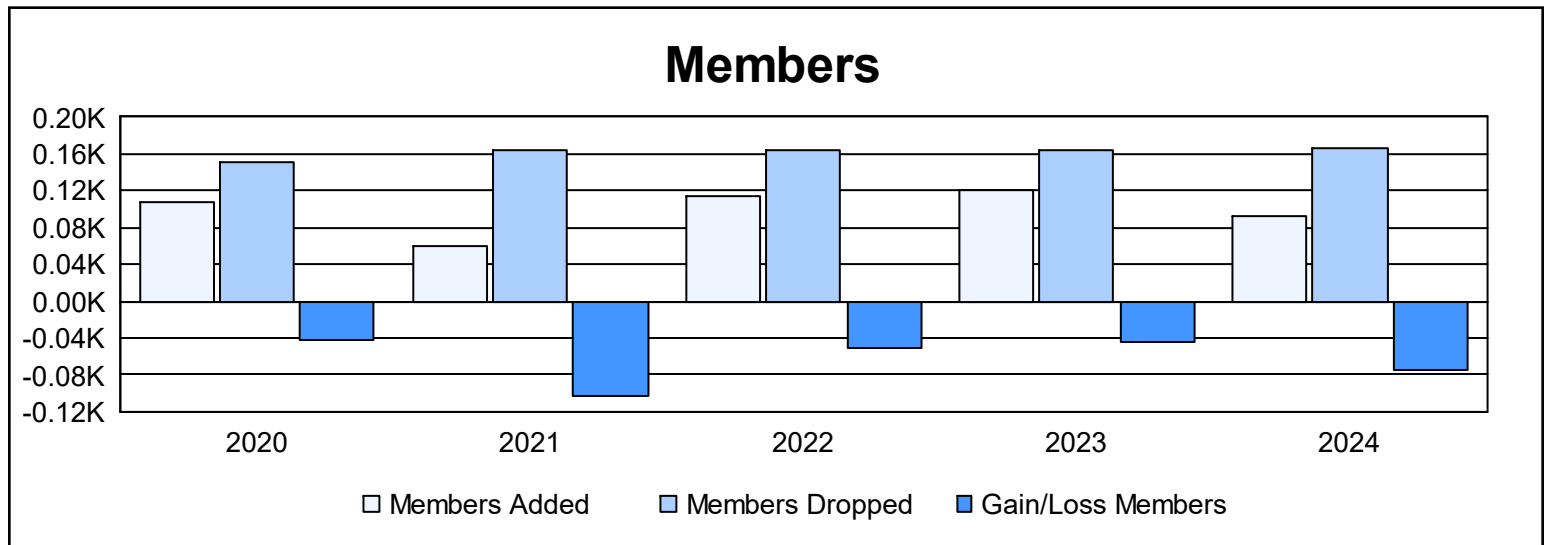
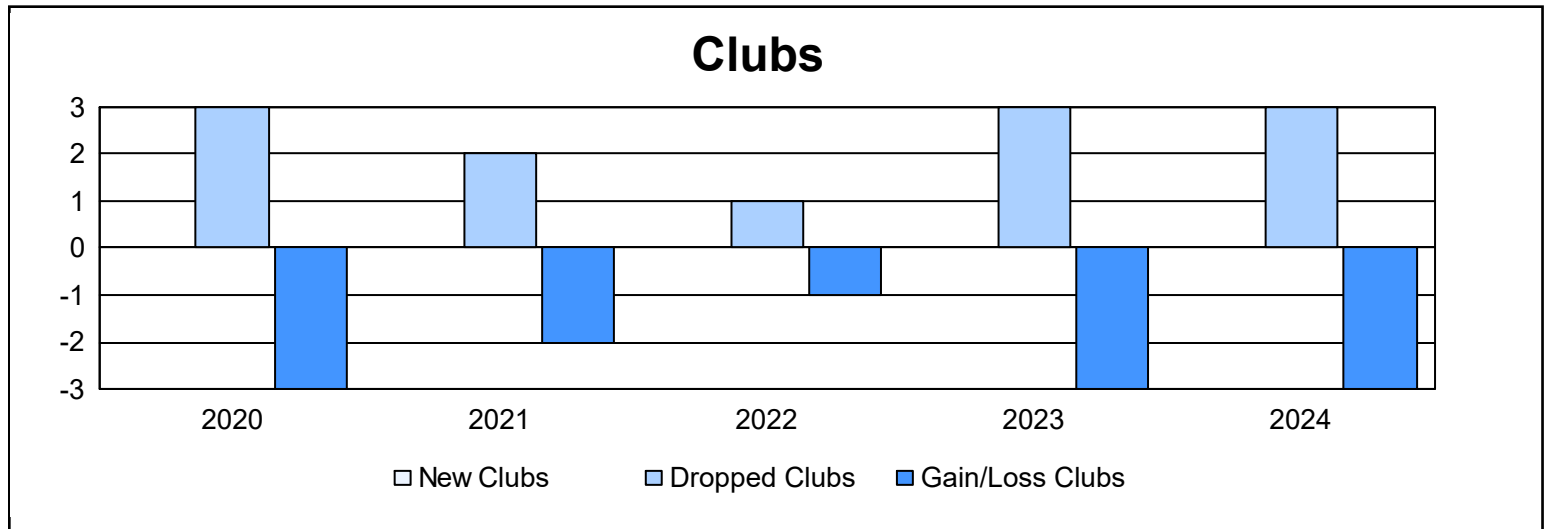
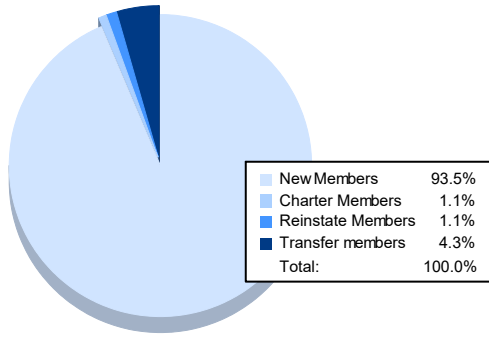


Year	New Clubs	Dropped Clubs	Gain/ Loss Clubs	New Members	Charter Members	Reinstate Members	Transfer Members	Total Member Added	Total Members Dropped	Gain/ Loss Members
2019-2020	0	3	-3	82	1	10	15	108	150	-42
2020-2021	0	2	-2	49	0	3	8	60	164	-104
2021-2022	0	1	-1	89	2	7	16	114	165	-51
2022-2023	0	3	-3	109	0	12	0	121	165	-44
2023-2024	0	3	-3	86	1	1	4	92	167	-75
<b>Average</b>	<b>0</b>	<b>2</b>	<b>-2</b>	<b>83</b>	<b>1</b>	<b>7</b>	<b>9</b>	<b>99</b>	<b>162</b>	<b>-63</b>



### Membership Composition June 2024 Cumulative



### Gender Composition June 2024 Cumulative

