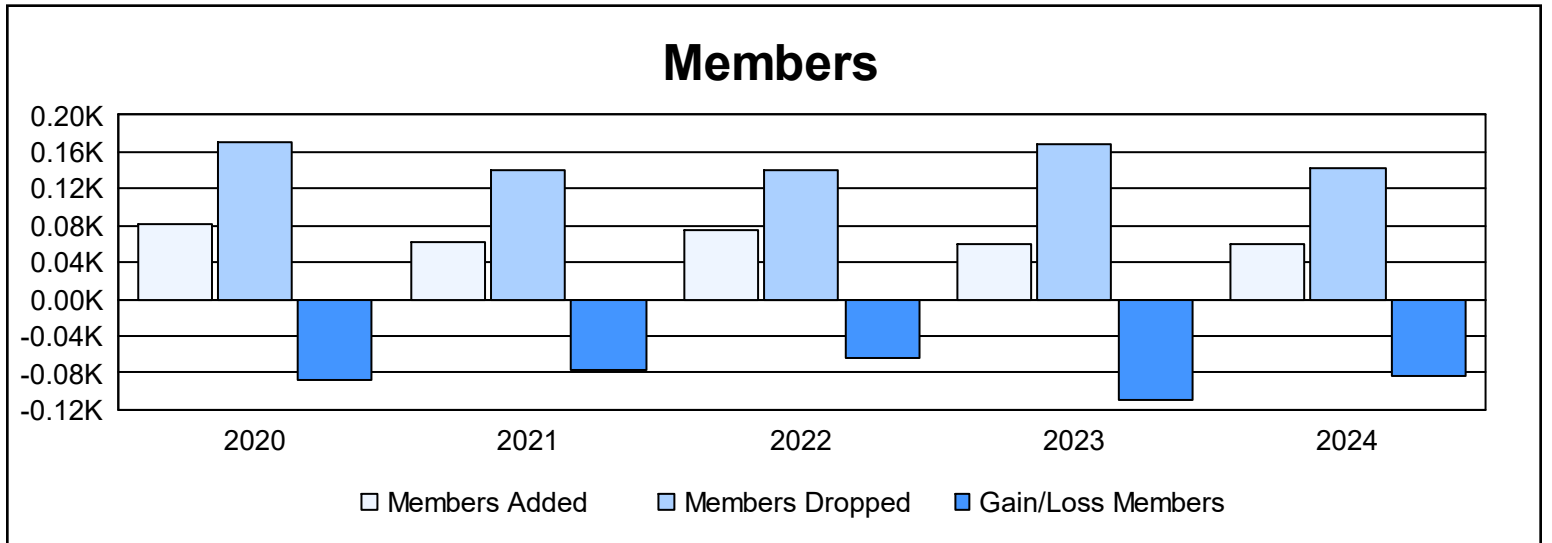
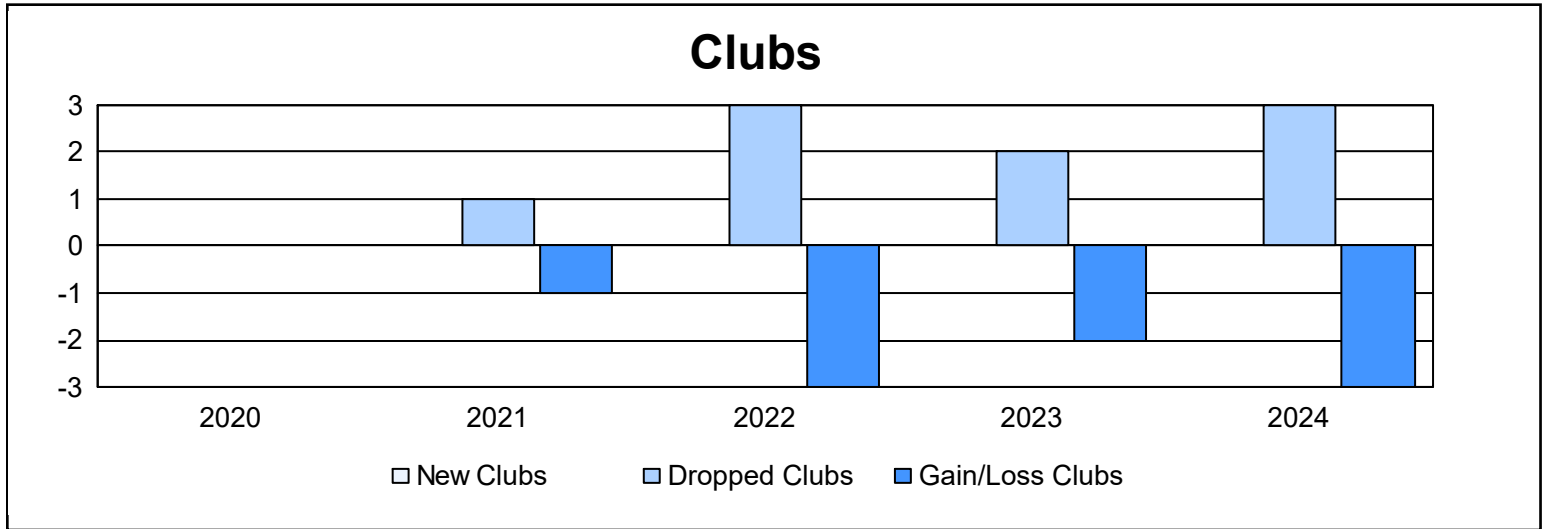
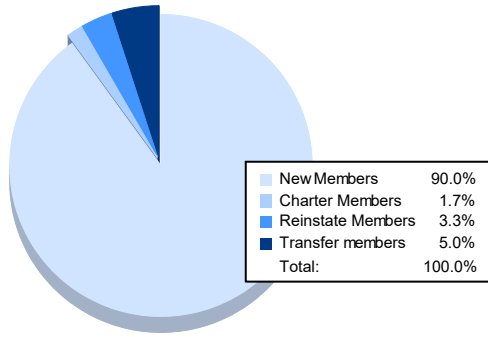


Year	New Clubs	Dropped Clubs	Gain/ Loss Clubs	New Members	Charter Members	Reinstate Members	Transfer Members	Total Member Added	Total Members Dropped	Gain/ Loss Members
2019-2020	0	0	0	74	2	1	5	82	170	-88
2020-2021	0	1	-1	38	1	2	22	63	140	-77
2021-2022	0	3	-3	62	2	3	9	76	140	-64
2022-2023	0	2	-2	51	0	0	9	60	169	-109
2023-2024	0	3	-3	54	1	2	3	60	143	-83
<b>Average</b>	<b>0</b>	<b>2</b>	<b>-2</b>	<b>56</b>	<b>1</b>	<b>2</b>	<b>10</b>	<b>68</b>	<b>152</b>	<b>-84</b>



### Membership Composition June 2024 Cumulative



### Gender Composition June 2024 Cumulative

