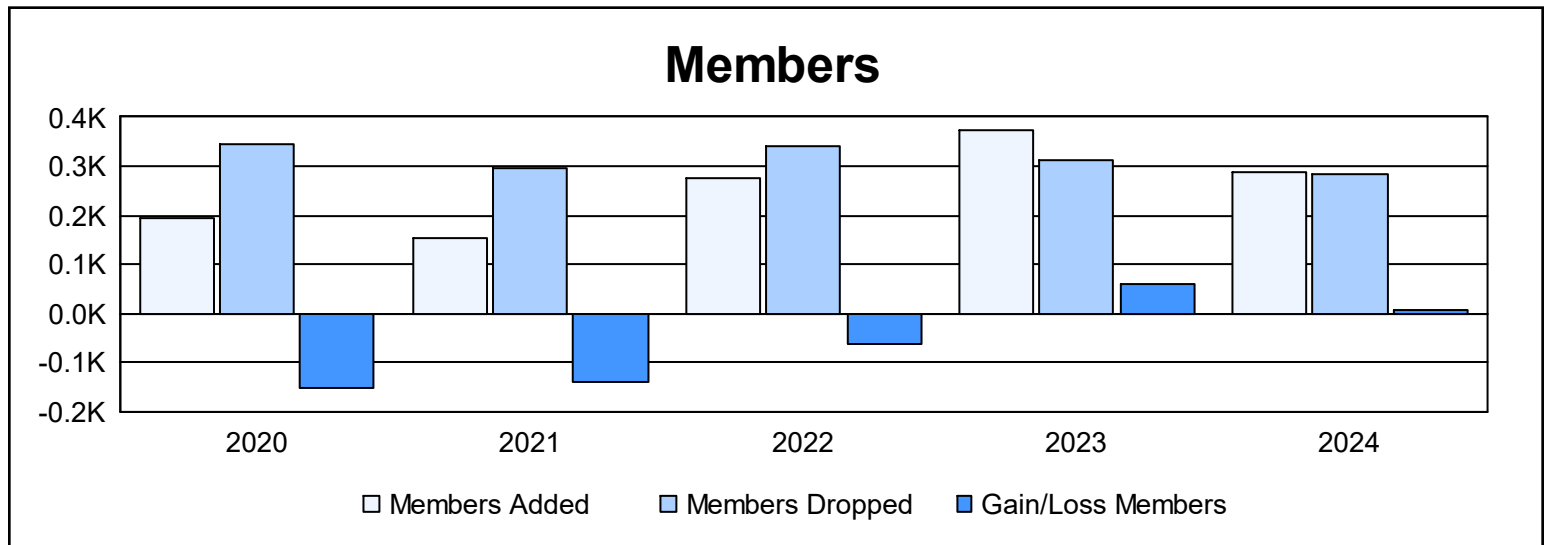
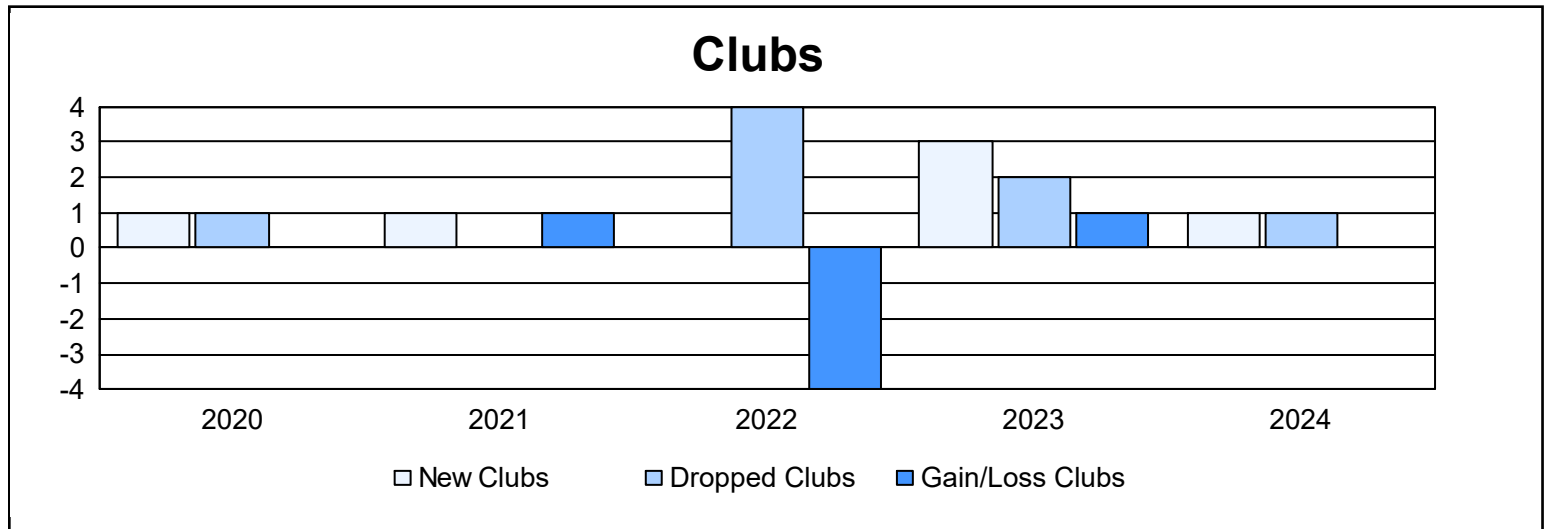
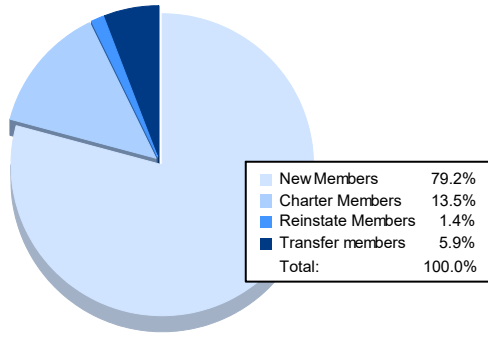


Year	New Clubs	Dropped Clubs	Gain/ Loss Clubs	New Members	Charter Members	Reinstate Members	Transfer Members	Total Member Added	Total Members Dropped	Gain/ Loss Members
2019-2020	1	1	0	144	25	7	20	196	346	-150
2020-2021	1	0	1	105	21	12	16	154	294	-140
2021-2022	0	4	-4	217	15	7	38	277	339	-62
2022-2023	3	2	1	278	70	3	21	372	312	60
2023-2024	1	1	0	229	39	4	17	289	284	5
<b>Average</b>	<b>1</b>	<b>2</b>	<b>0</b>	<b>195</b>	<b>34</b>	<b>7</b>	<b>22</b>	<b>258</b>	<b>315</b>	<b>-57</b>



### Membership Composition June 2024 Cumulative



### Gender Composition June 2024 Cumulative

