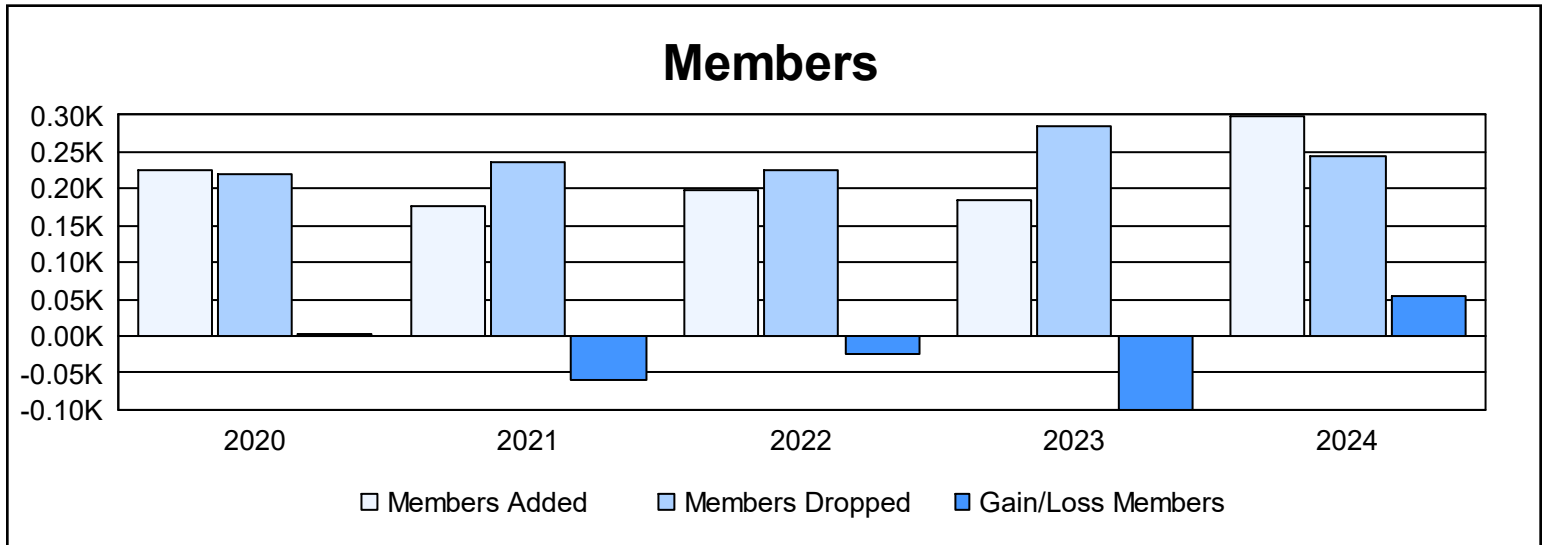
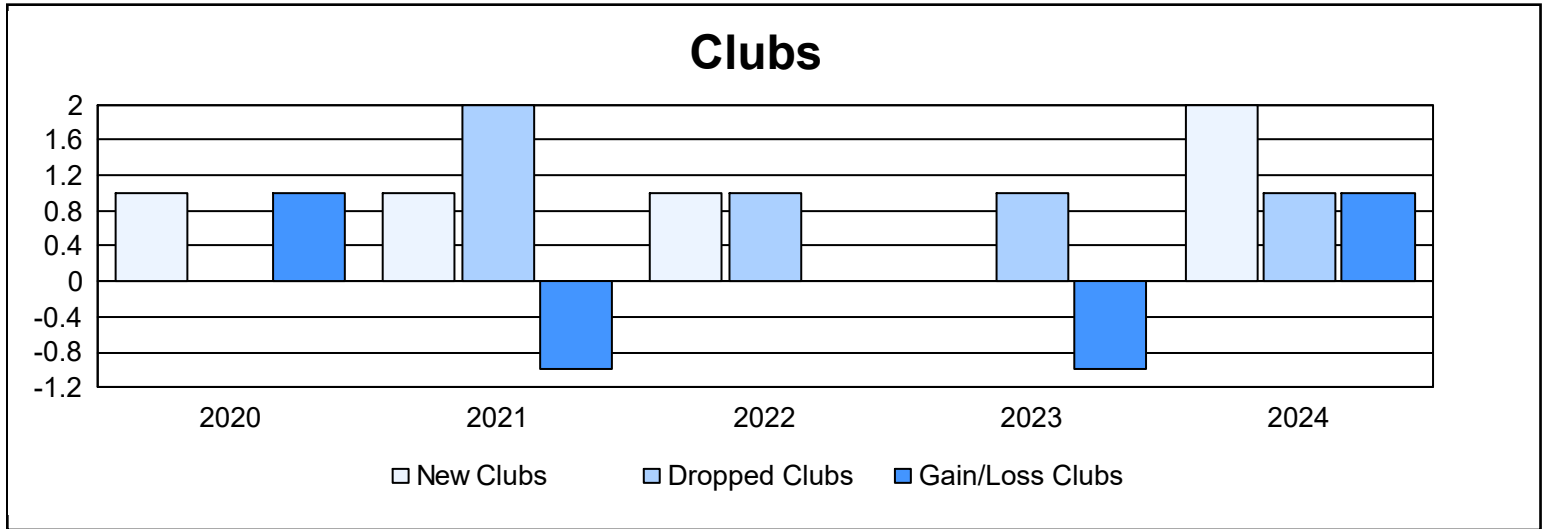
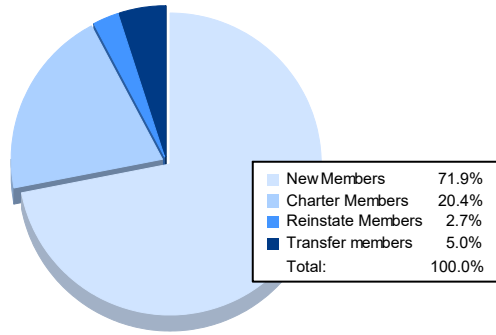


Year	New Clubs	Dropped Clubs	Gain/ Loss Clubs	New Members	Charter Members	Reinstate Members	Transfer Members	Total Member Added	Total Members Dropped	Gain/ Loss Members
2019-2020	1	0	1	176	27	8	14	225	221	4
2020-2021	1	2	-1	101	33	5	37	176	237	-61
2021-2022	1	1	0	153	27	3	16	199	224	-25
2022-2023	0	1	-1	143	9	7	25	184	284	-100
2023-2024	2	1	1	215	61	8	15	299	244	55
<b>Average</b>	<b>1</b>	<b>1</b>	<b>0</b>	<b>158</b>	<b>31</b>	<b>6</b>	<b>21</b>	<b>217</b>	<b>242</b>	<b>-25</b>



### Membership Composition June 2024 Cumulative



### Gender Composition June 2024 Cumulative

