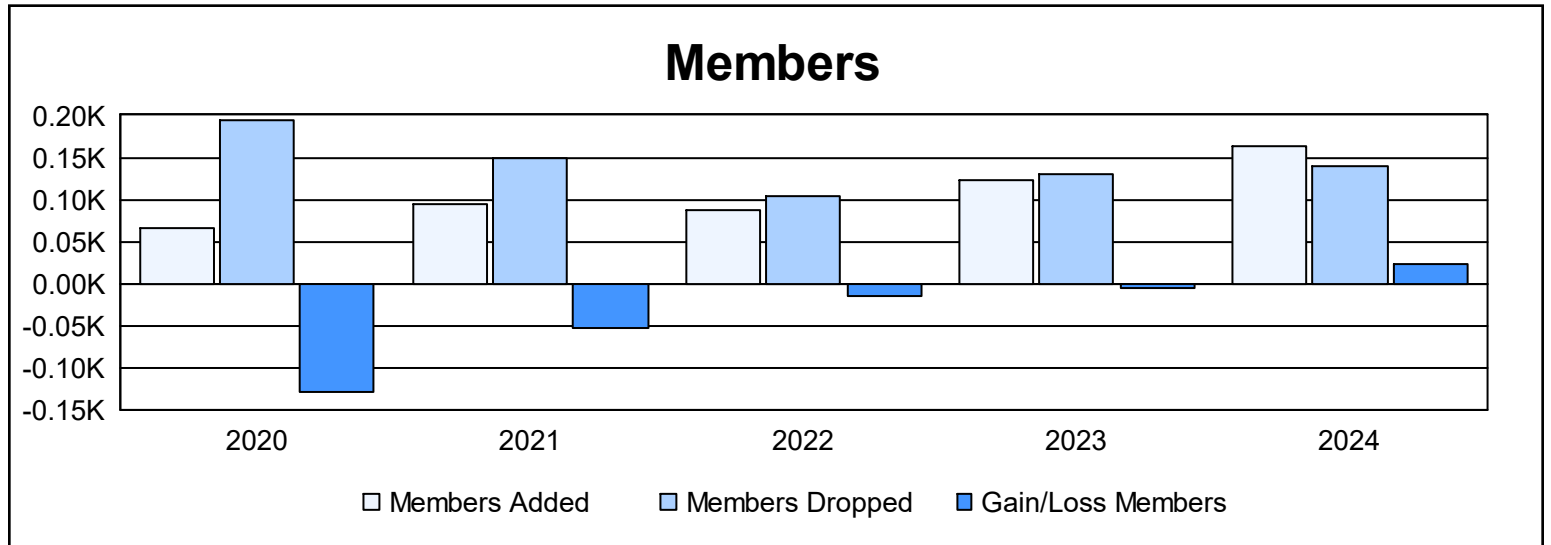
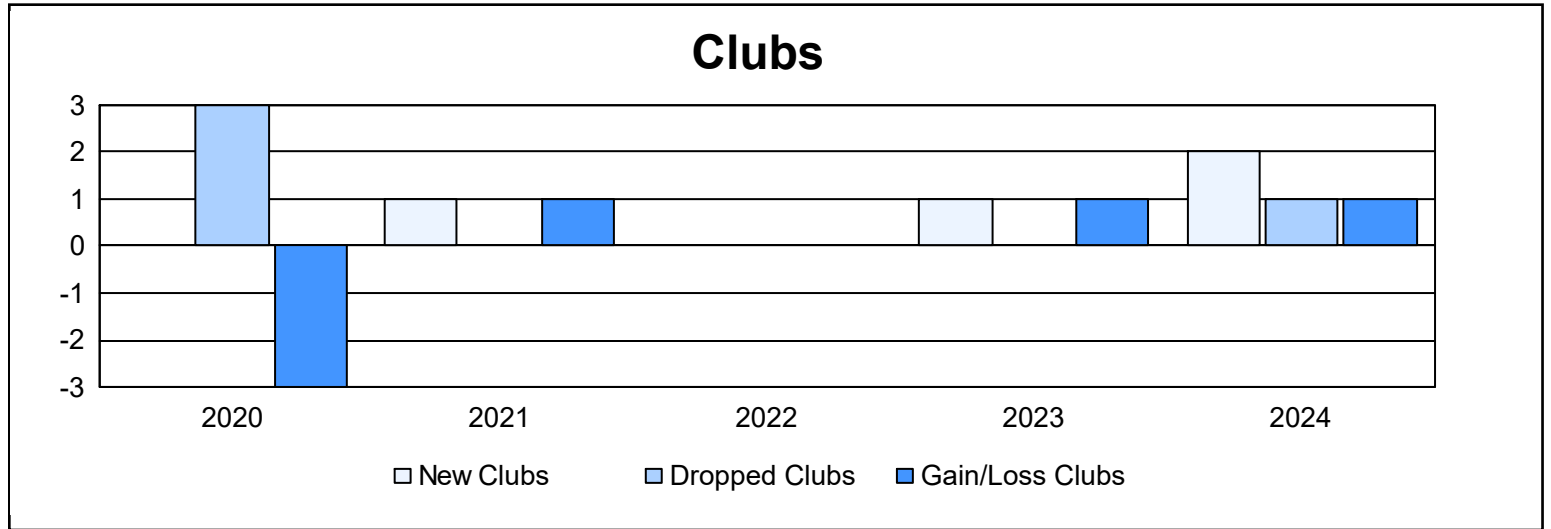
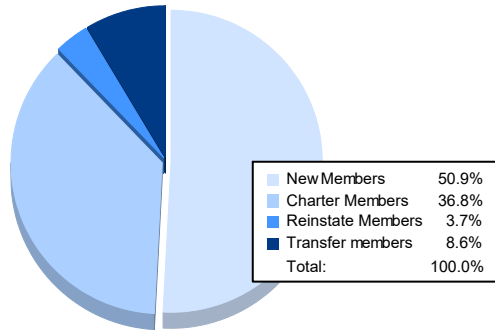


Year	New Clubs	Dropped Clubs	Gain/ Loss Clubs	New Members	Charter Members	Reinstate Members	Transfer Members	Total Member Added	Total Members Dropped	Gain/ Loss Members
2019-2020	0	3	-3	47	3	3	12	65	195	-130
2020-2021	1	0	1	40	25	3	27	95	148	-53
2021-2022	0	0	0	70	1	5	12	88	103	-15
2022-2023	1	0	1	76	26	6	15	123	129	-6
2023-2024	2	1	1	83	60	6	14	163	140	23
<b>Average</b>	<b>1</b>	<b>1</b>	<b>0</b>	<b>63</b>	<b>23</b>	<b>5</b>	<b>16</b>	<b>107</b>	<b>143</b>	<b>-36</b>



### Membership Composition June 2024 Cumulative



### Gender Composition June 2024 Cumulative

