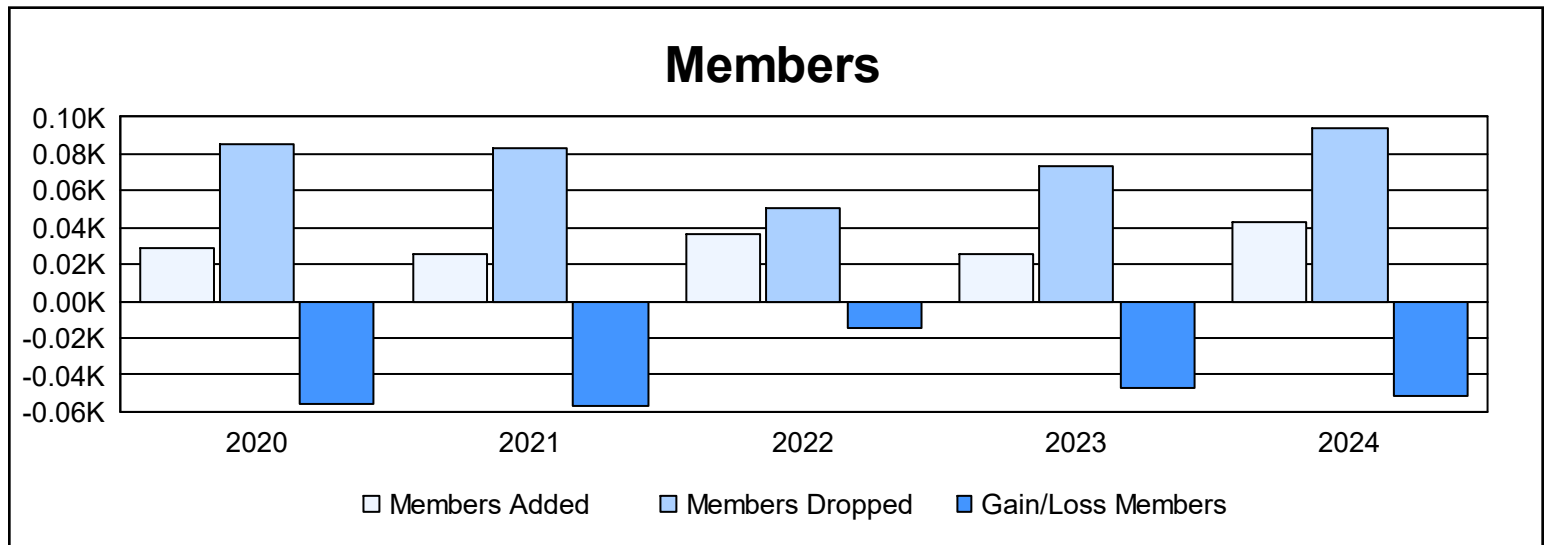
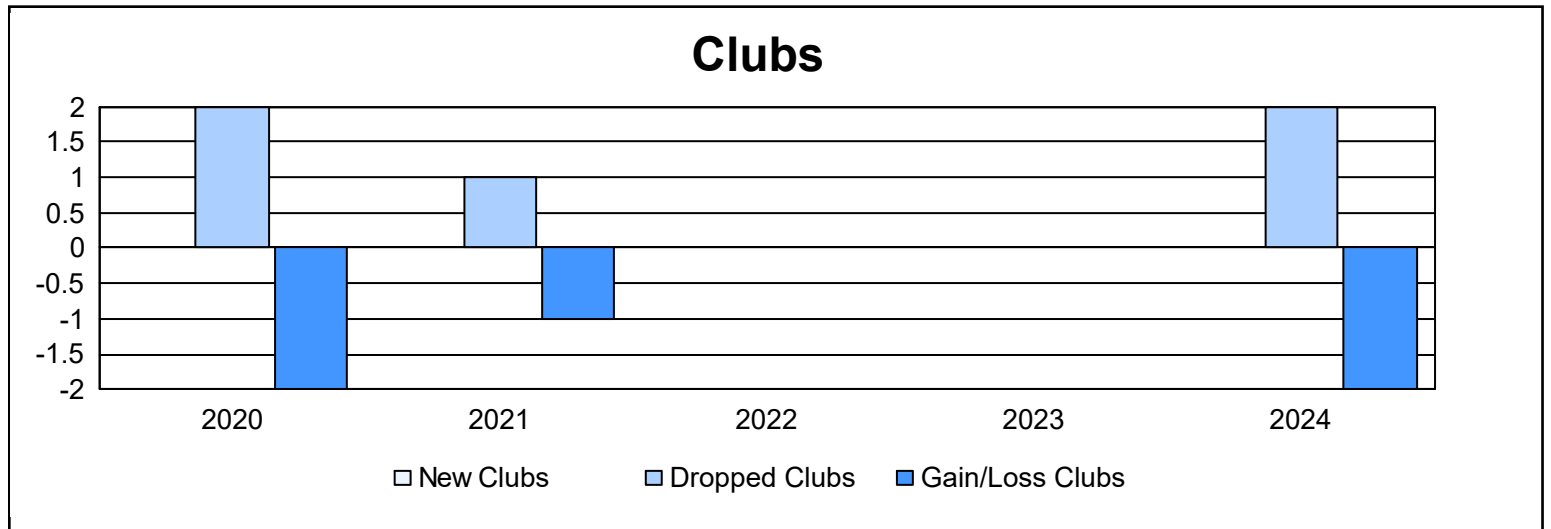
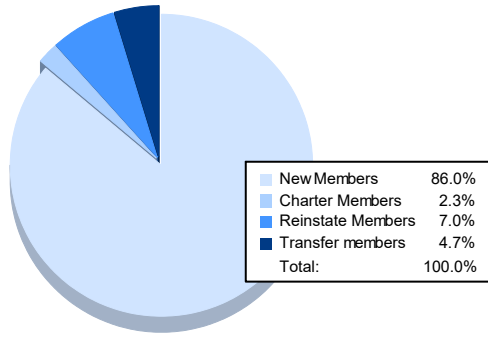


| Year | New Clubs | Dropped Clubs | Gain/ Loss Clubs | New Members | Charter Members | Reinstate Members | Transfer Members | Total Member Added | Total Members Dropped | Gain/ Loss Members |
|----------------|-----------|---------------|------------------|-------------|-----------------|-------------------|------------------|--------------------|-----------------------|--------------------|
| 2019-2020 | 0 | 2 | -2 | 26 | 0 | 1 | 2 | 29 | 85 | -56 |
| 2020-2021 | 0 | 1 | -1 | 22 | 0 | 3 | 1 | 26 | 83 | -57 |
| 2021-2022 | 0 | 0 | 0 | 34 | 1 | 0 | 1 | 36 | 51 | -15 |
| 2022-2023 | 0 | 0 | 0 | 25 | 1 | 0 | 0 | 26 | 73 | -47 |
| 2023-2024 | 0 | 2 | -2 | 37 | 1 | 3 | 2 | 43 | 94 | -51 |
| Average | 0 | 1 | -1 | 29 | 1 | 1 | 1 | 32 | 77 | -45 |



Membership Composition June 2024 Cumulative



Gender Composition June 2024 Cumulative

