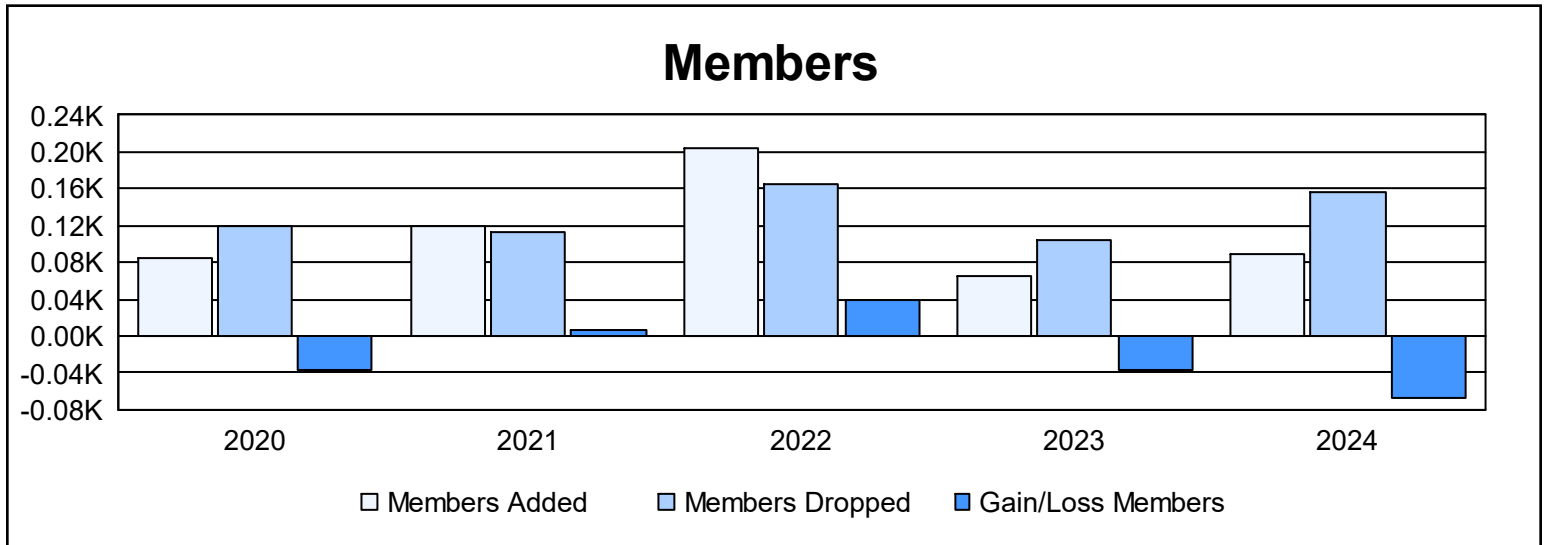
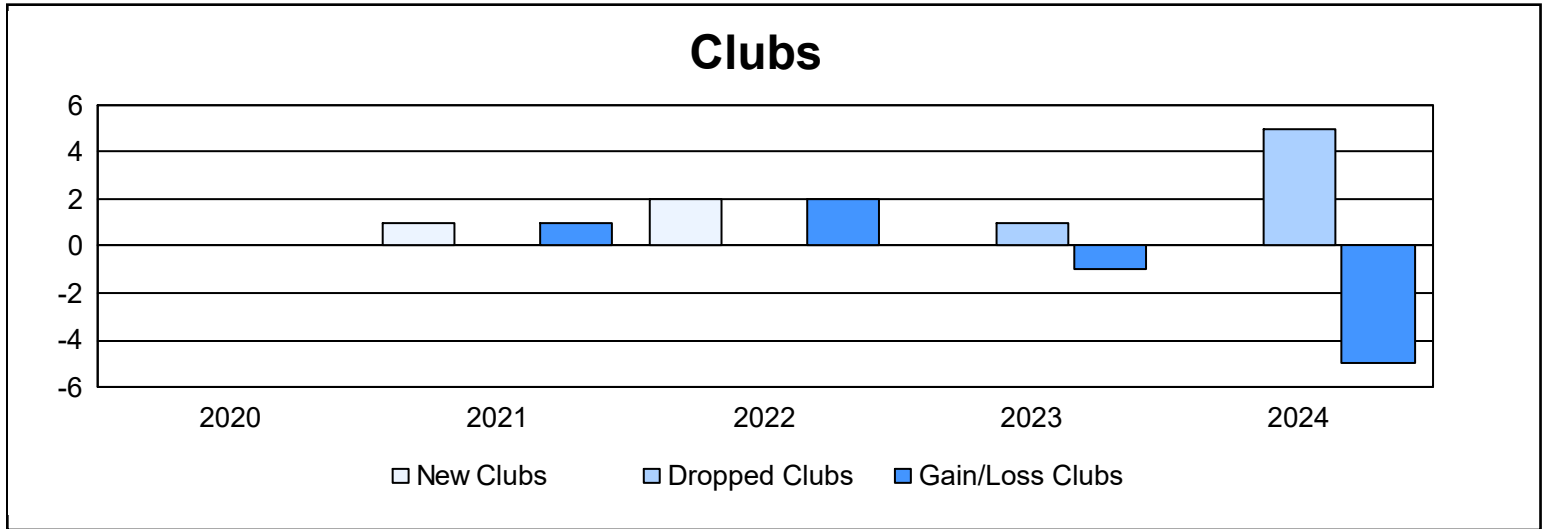
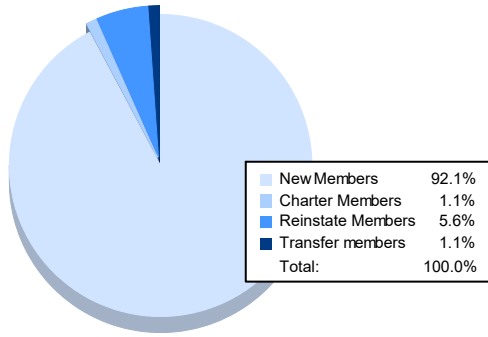


Year	New Clubs	Dropped Clubs	Gain/ Loss Clubs	New Members	Charter Members	Reinstate Members	Transfer Members	Total Member Added	Total Members Dropped	Gain/ Loss Members
2019-2020	0	0	0	53	2	26	3	84	120	-36
2020-2021	1	0	1	86	24	4	5	119	113	6
2021-2022	2	0	2	135	58	7	5	205	166	39
2022-2023	0	1	-1	58	4	2	2	66	104	-38
2023-2024	0	5	-5	82	1	5	1	89	156	-67
<b>Average</b>	<b>1</b>	<b>1</b>	<b>-1</b>	<b>83</b>	<b>18</b>	<b>9</b>	<b>3</b>	<b>113</b>	<b>132</b>	<b>-19</b>



### Membership Composition June 2024 Cumulative



### Gender Composition June 2024 Cumulative

