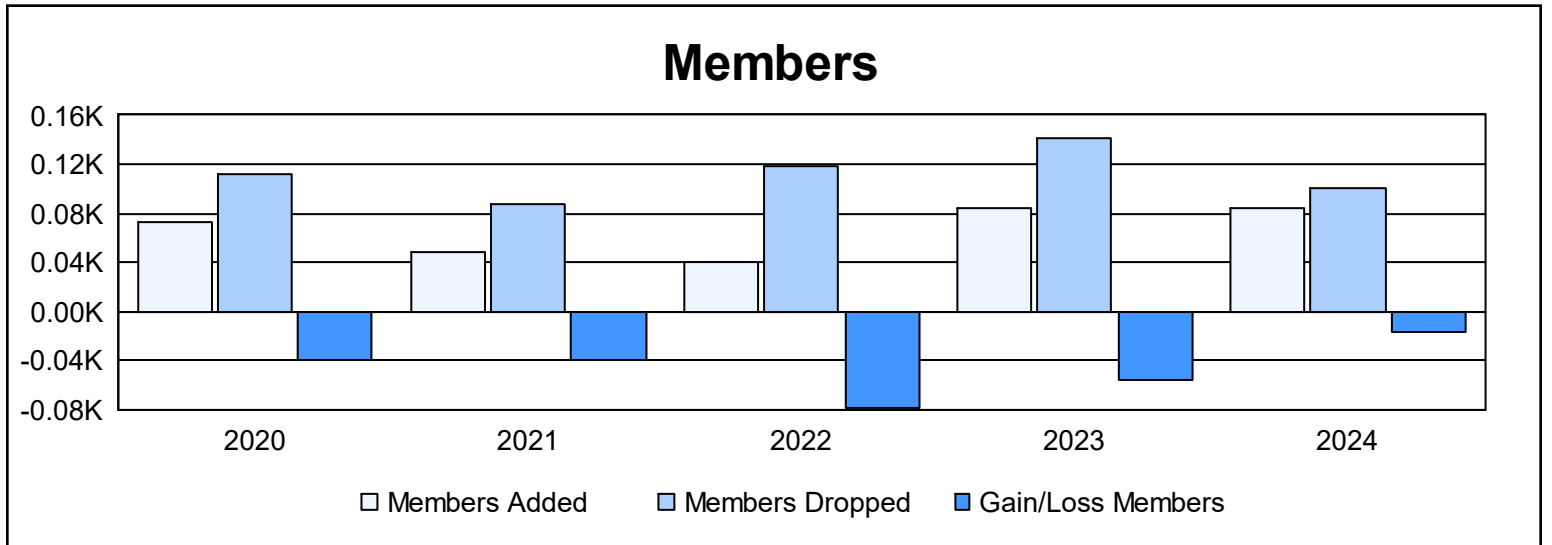
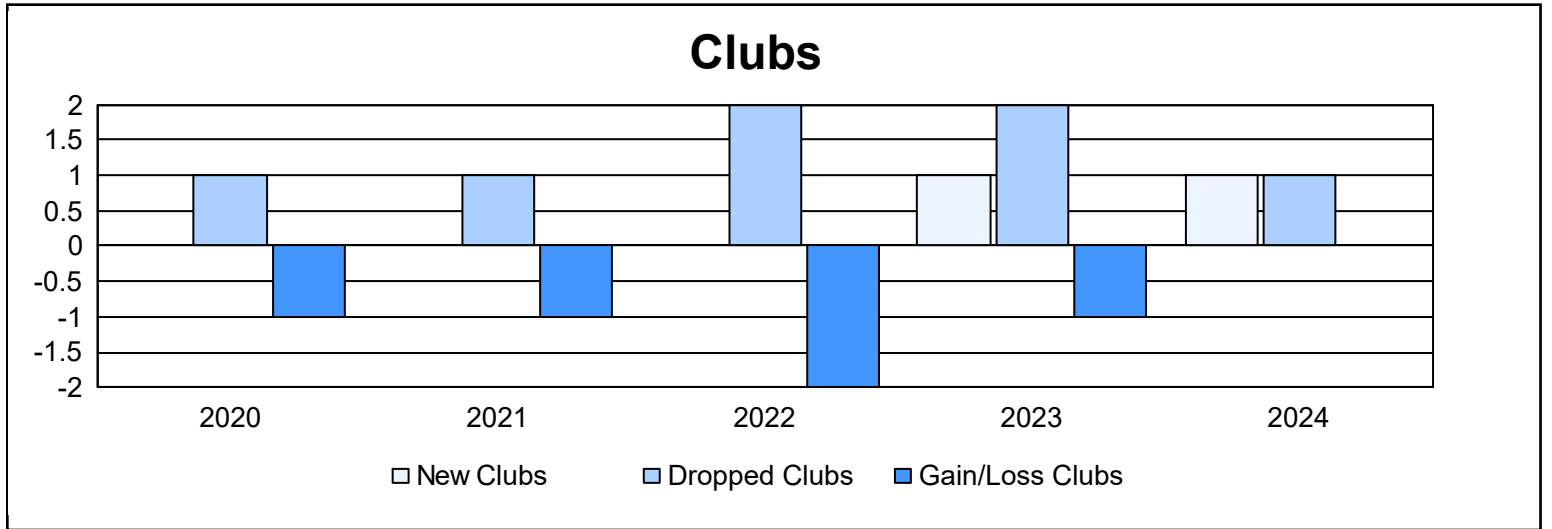
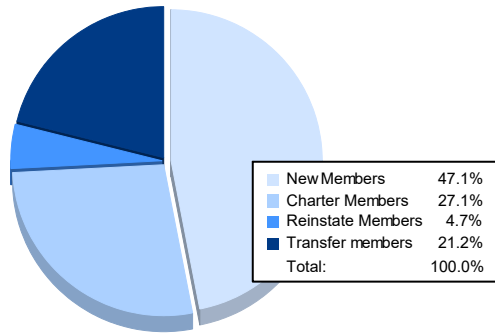


Year	New Clubs	Dropped Clubs	Gain/ Loss Clubs	New Members	Charter Members	Reinstate Members	Transfer Members	Total Member Added	Total Members Dropped	Gain/ Loss Members
2019-2020	0	1	-1	70	0	1	2	73	112	-39
2020-2021	0	1	-1	40	0	2	6	48	87	-39
2021-2022	0	2	-2	36	0	0	4	40	119	-79
2022-2023	1	2	-1	60	20	2	3	85	141	-56
2023-2024	1	1	0	40	23	4	18	85	101	-16
<b>Average</b>	<b>0</b>	<b>1</b>	<b>-1</b>	<b>49</b>	<b>9</b>	<b>2</b>	<b>7</b>	<b>66</b>	<b>112</b>	<b>-46</b>



### Membership Composition June 2024 Cumulative



### Gender Composition June 2024 Cumulative

