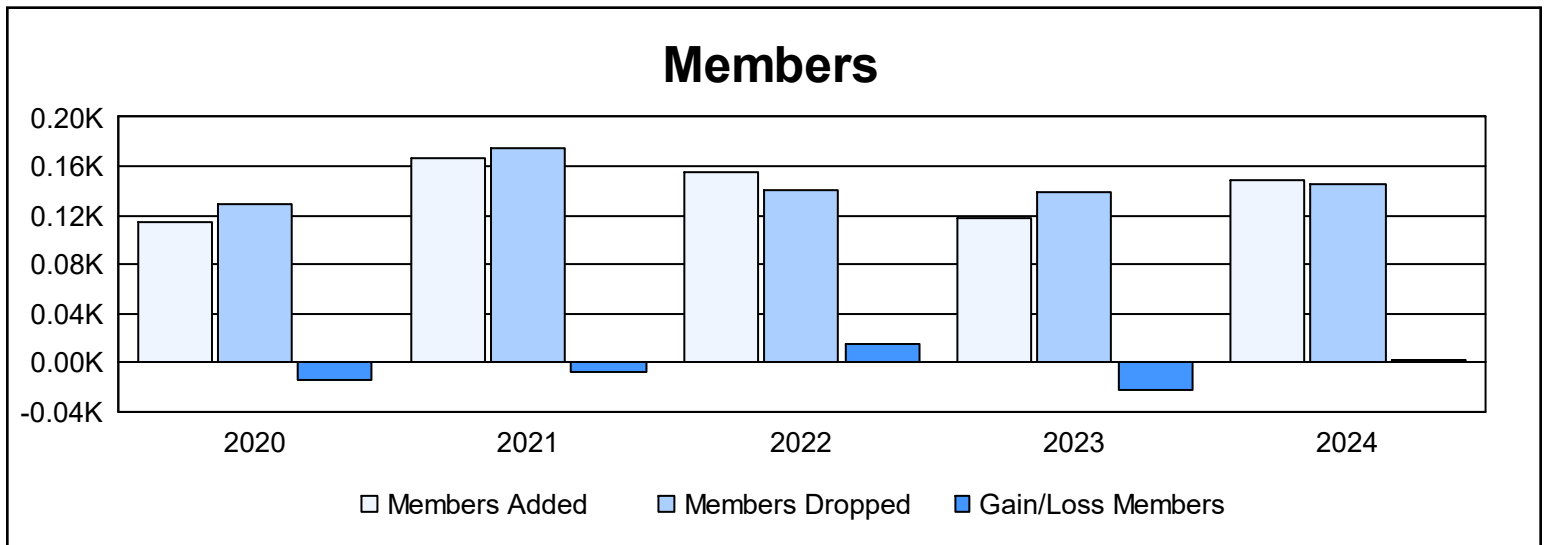
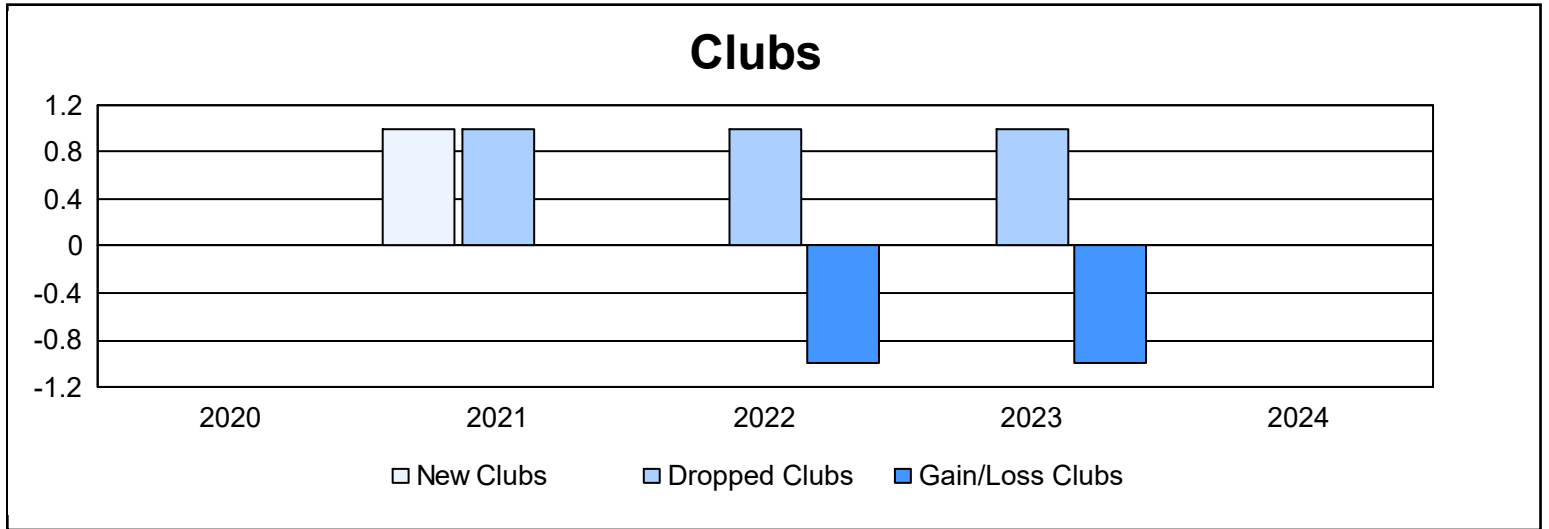
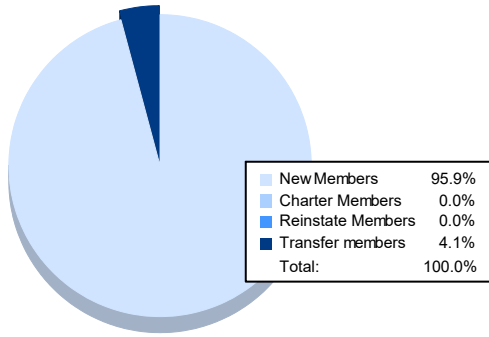


Year	New Clubs	Dropped Clubs	Gain/ Loss Clubs	New Members	Charter Members	Reinstate Members	Transfer Members	Total Member Added	Total Members Dropped	Gain/ Loss Members
2019-2020	0	0	0	110	0	1	4	115	129	-14
2020-2021	1	1	0	76	20	1	70	167	174	-7
2021-2022	0	1	-1	141	0	3	11	155	140	15
2022-2023	0	1	-1	111	0	0	6	117	139	-22
2023-2024	0	0	0	142	0	0	6	148	146	2
<b>Average</b>	<b>0</b>	<b>1</b>	<b>0</b>	<b>116</b>	<b>4</b>	<b>1</b>	<b>19</b>	<b>140</b>	<b>146</b>	<b>-5</b>



### Membership Composition June 2024 Cumulative



### Gender Composition June 2024 Cumulative

