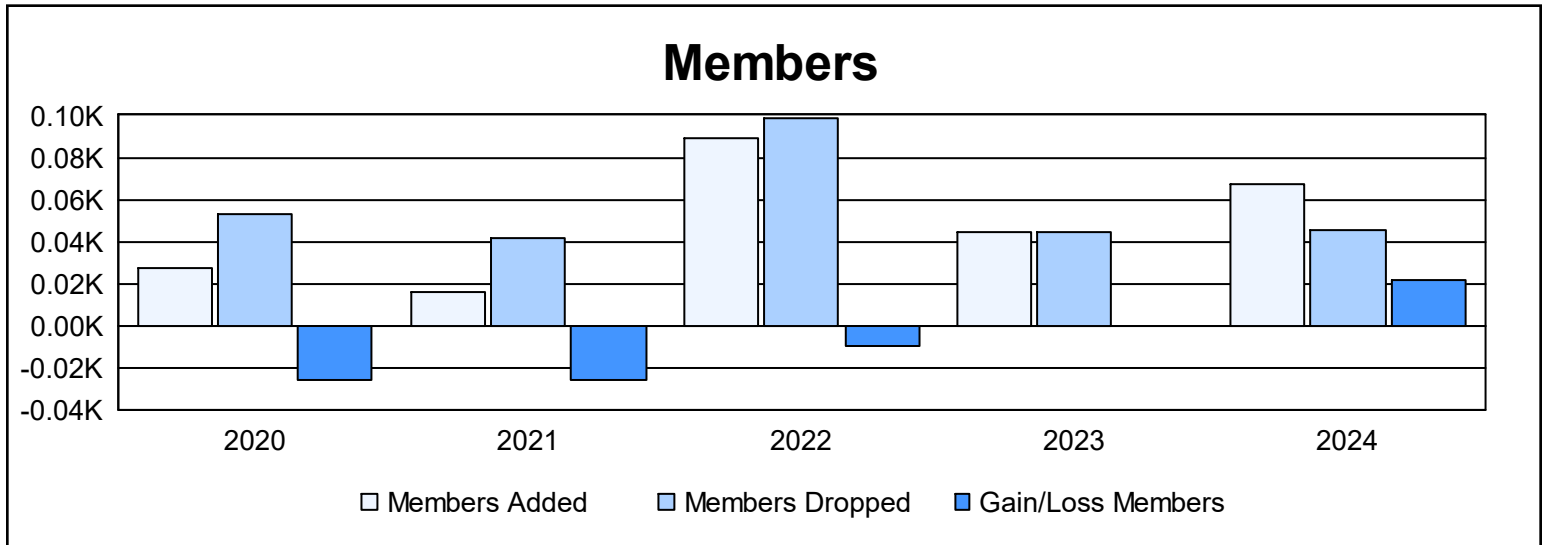
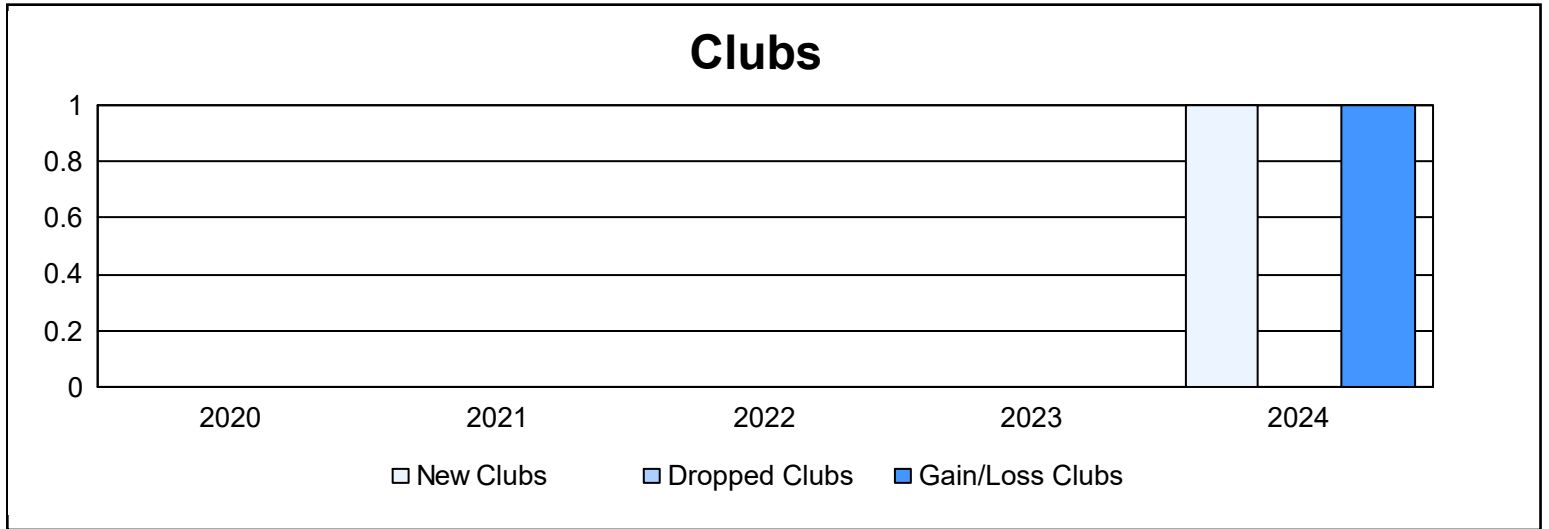
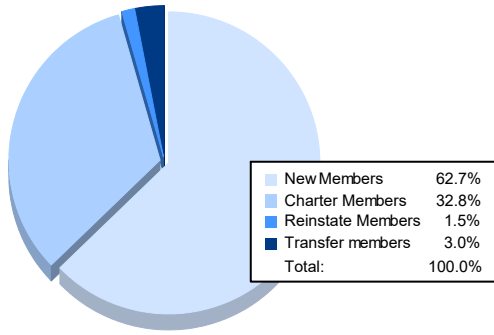


Year	New Clubs	Dropped Clubs	Gain/Loss Clubs	New Members	Charter Members	Reinstate Members	Transfer Members	Total Member Added	Total Members Dropped	Gain/Loss Members
2019-2020	0	0	0	26	0	1	0	27	53	-26
2020-2021	0	0	0	15	0	1	0	16	42	-26
2021-2022	0	0	0	32	0	56	1	89	99	-10
2022-2023	0	0	0	41	1	0	2	44	44	0
2023-2024	1	0	1	42	22	1	2	67	45	22
<b>Average</b>	<b>0</b>	<b>0</b>	<b>0</b>	<b>31</b>	<b>5</b>	<b>12</b>	<b>1</b>	<b>49</b>	<b>57</b>	<b>-8</b>



### Membership Composition June 2024 Cumulative



### Gender Composition June 2024 Cumulative

