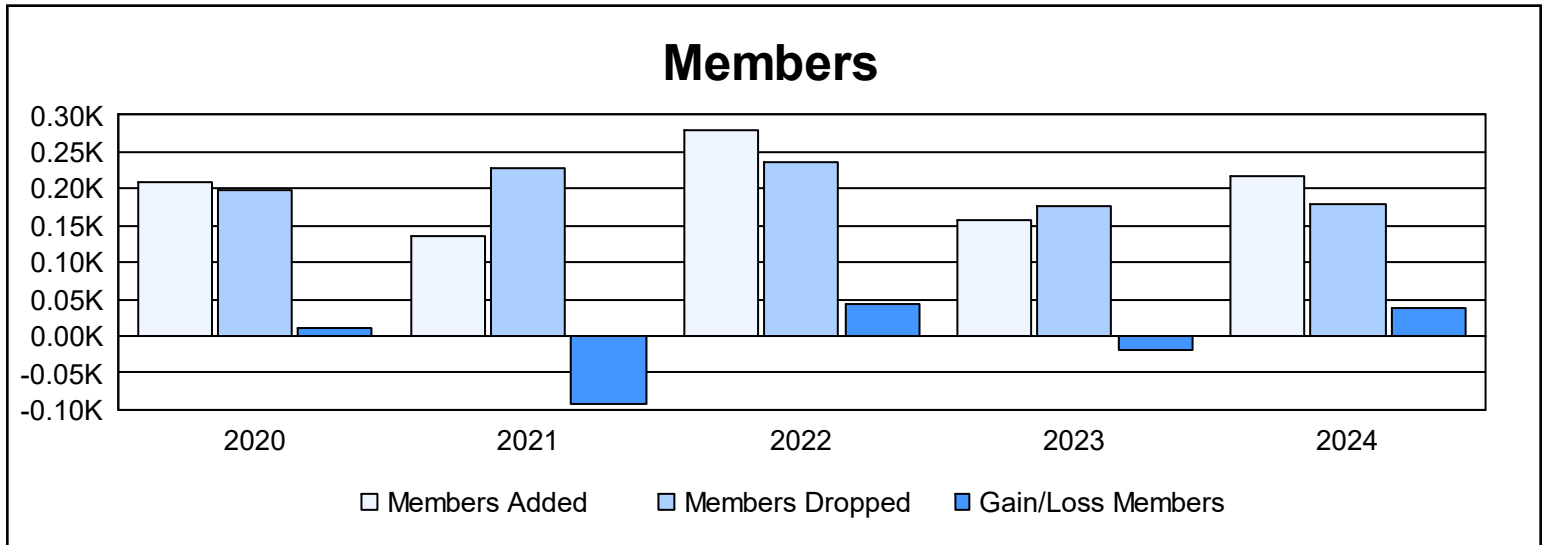
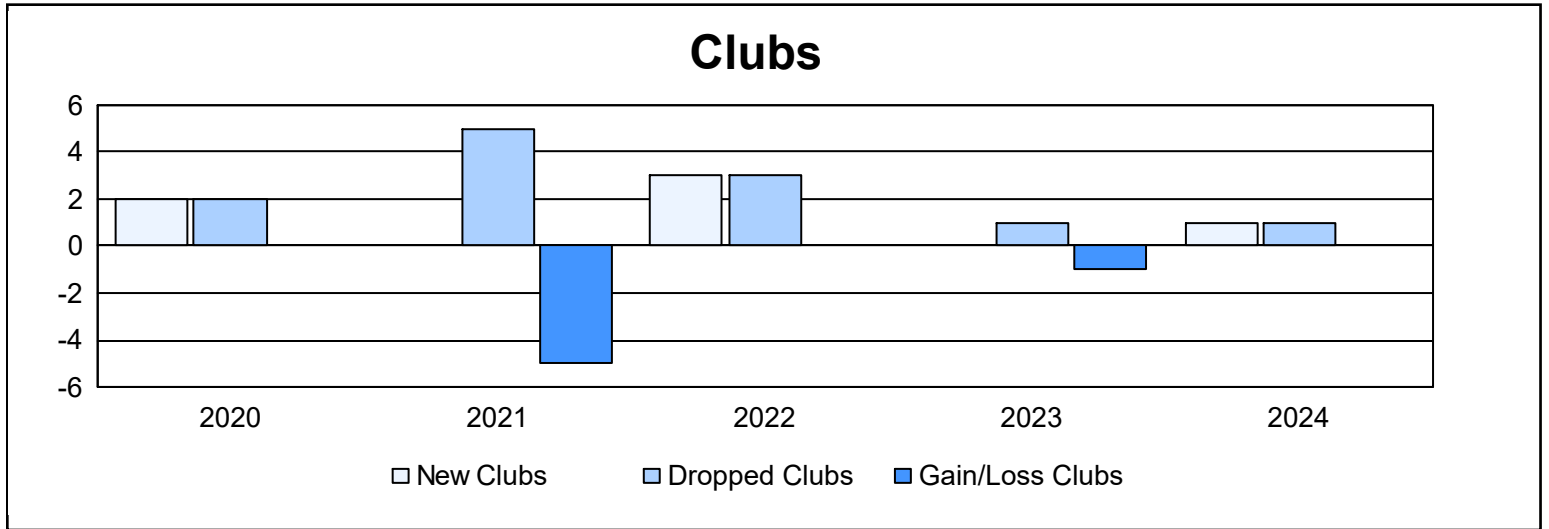
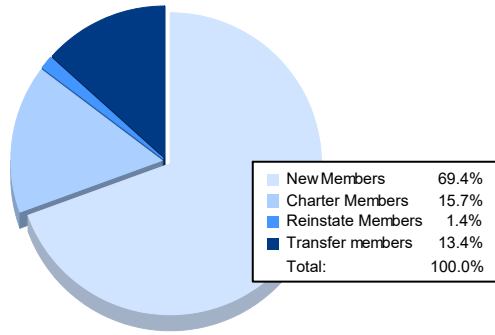


Year	New Clubs	Dropped Clubs	Gain/ Loss Clubs	New Members	Charter Members	Reinstate Members	Transfer Members	Total Member Added	Total Members Dropped	Gain/ Loss Members
2019-2020	2	2	0	123	71	6	8	208	198	10
2020-2021	0	5	-5	94	14	4	23	135	228	-93
2021-2022	3	3	0	146	114	2	17	279	236	43
2022-2023	0	1	-1	118	21	5	13	157	176	-19
2023-2024	1	1	0	150	34	3	29	216	178	38
<b>Average</b>	<b>1</b>	<b>2</b>	<b>-1</b>	<b>126</b>	<b>51</b>	<b>4</b>	<b>18</b>	<b>199</b>	<b>203</b>	<b>-4</b>



### Membership Composition June 2024 Cumulative



### Gender Composition June 2024 Cumulative

