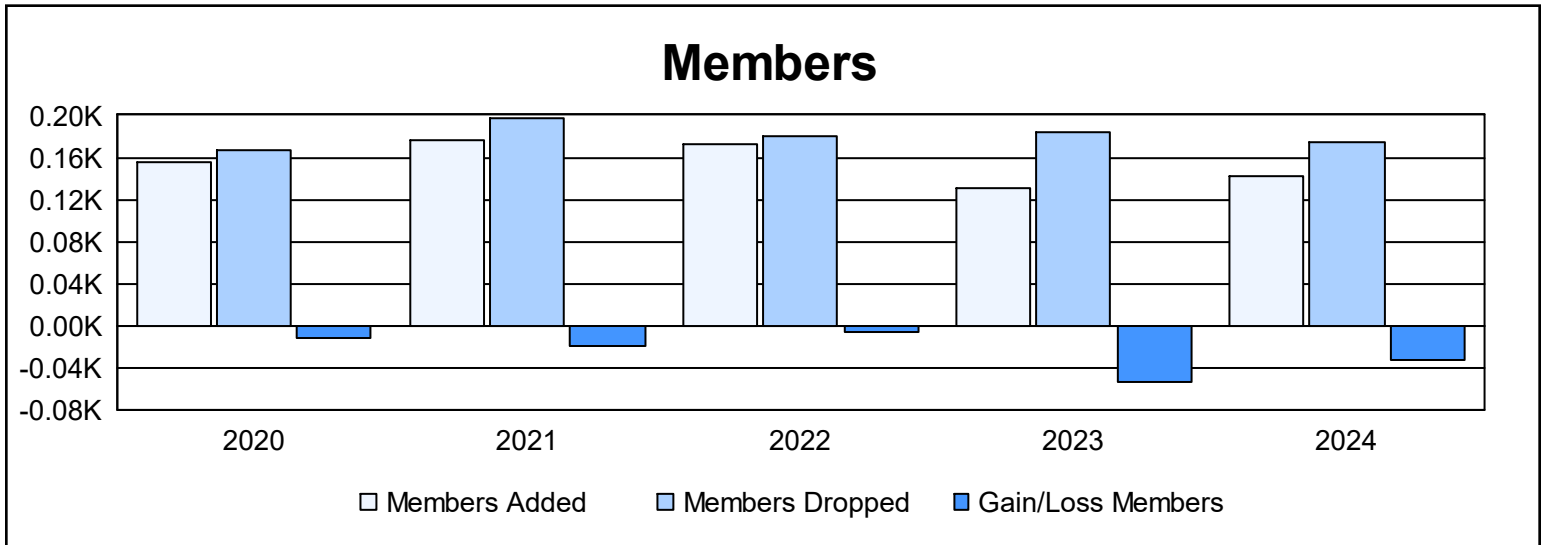
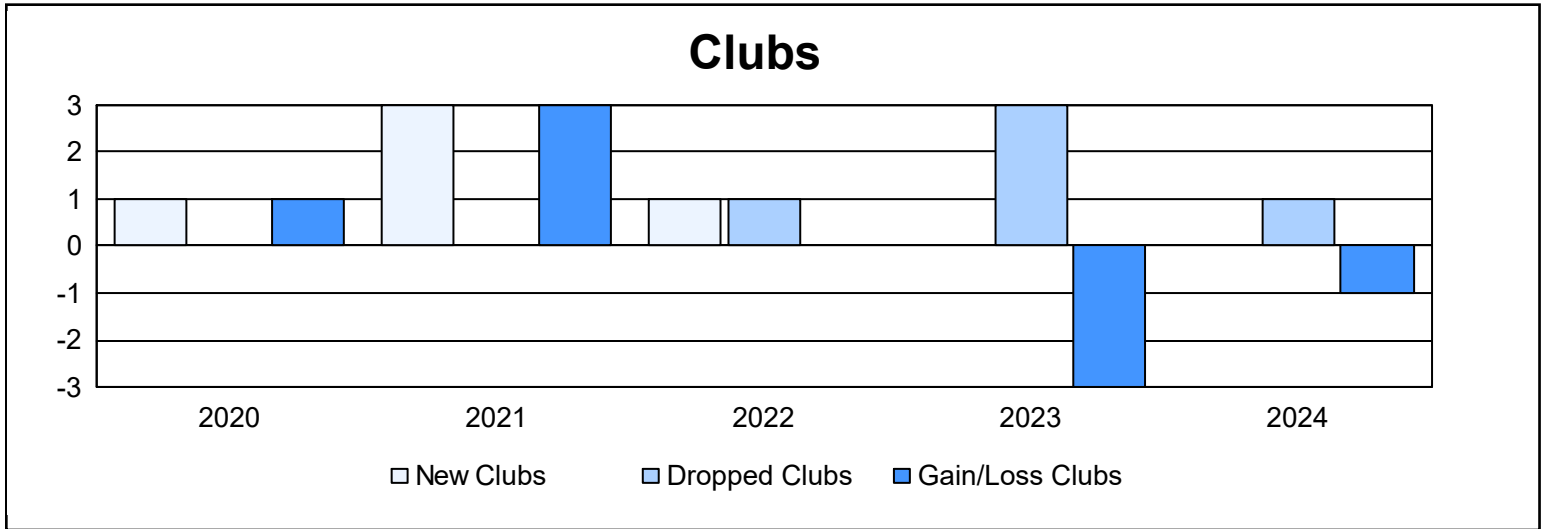
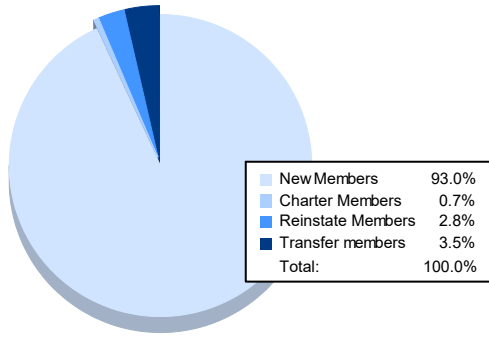


Year	New Clubs	Dropped Clubs	Gain/ Loss Clubs	New Members	Charter Members	Reinstate Members	Transfer Members	Total Member Added	Total Members Dropped	Gain/ Loss Members
2019-2020	1	0	1	111	31	7	7	156	167	-11
2020-2021	3	0	3	96	61	7	13	177	197	-20
2021-2022	1	1	0	134	31	3	5	173	180	-7
2022-2023	0	3	-3	115	4	5	7	131	184	-53
2023-2024	0	1	-1	132	1	4	5	142	175	-33
<b>Average</b>	<b>1</b>	<b>1</b>	<b>0</b>	<b>118</b>	<b>26</b>	<b>5</b>	<b>7</b>	<b>156</b>	<b>181</b>	<b>-25</b>



### Membership Composition June 2024 Cumulative



### Gender Composition June 2024 Cumulative

