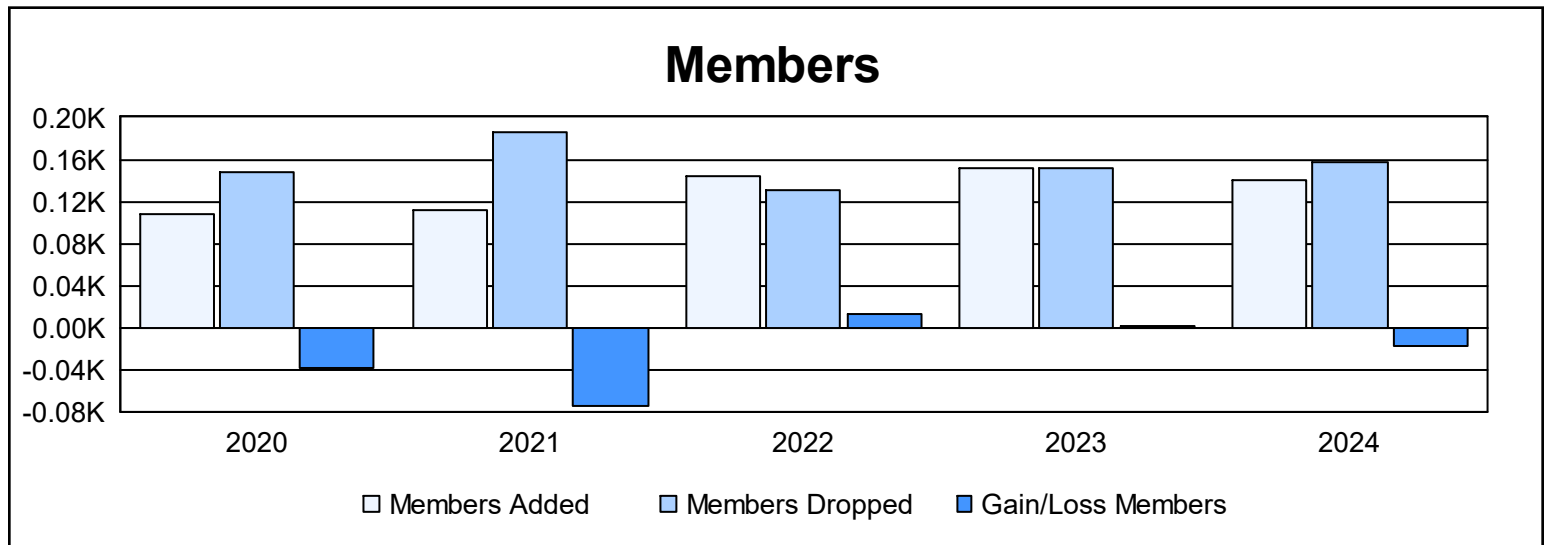
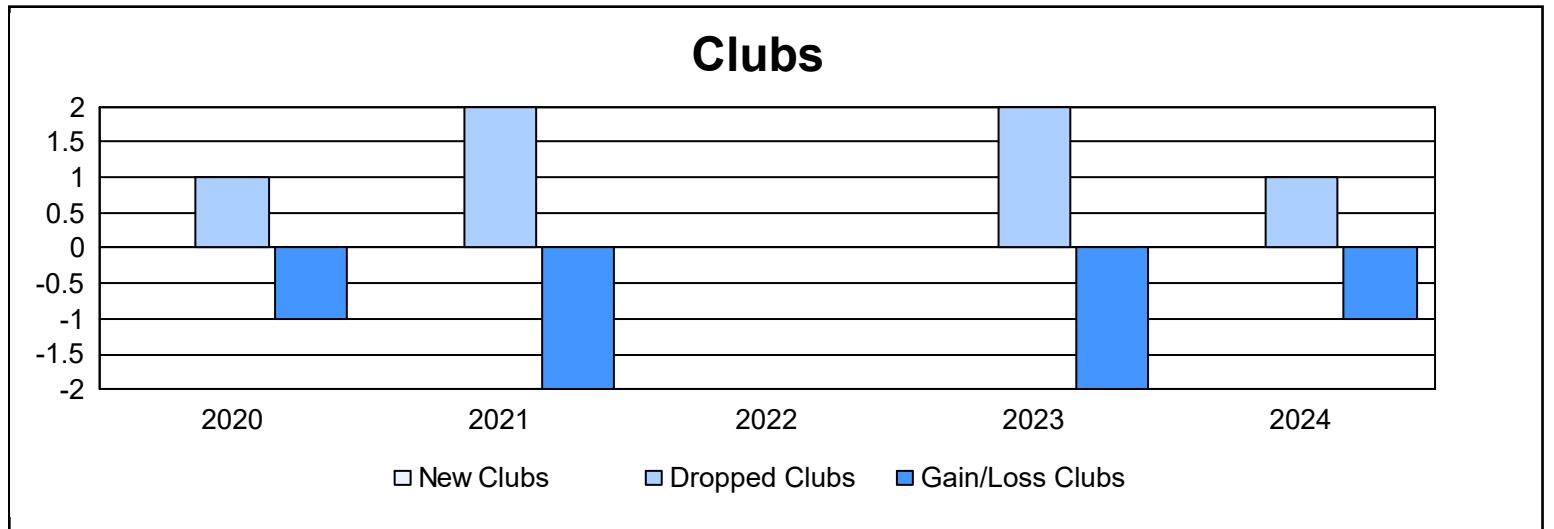
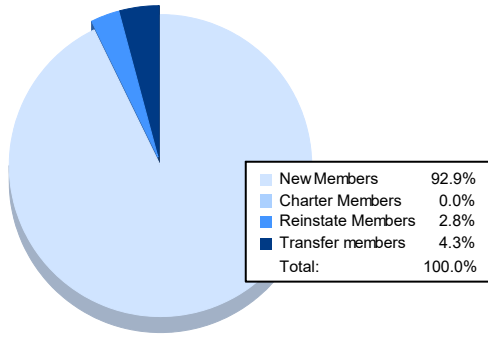


Year	New Clubs	Dropped Clubs	Gain/ Loss Clubs	New Members	Charter Members	Reinstate Members	Transfer Members	Total Member Added	Total Members Dropped	Gain/ Loss Members
2019-2020	0	1	-1	103	2	1	2	108	147	-39
2020-2021	0	2	-2	81	3	2	25	111	185	-74
2021-2022	0	0	0	123	4	5	11	143	130	13
2022-2023	0	2	-2	141	2	6	3	152	151	1
2023-2024	0	1	-1	131	0	4	6	141	158	-17
<b>Average</b>	<b>0</b>	<b>1</b>	<b>-1</b>	<b>116</b>	<b>2</b>	<b>4</b>	<b>9</b>	<b>131</b>	<b>154</b>	<b>-23</b>



### Membership Composition June 2024 Cumulative



### Gender Composition June 2024 Cumulative

