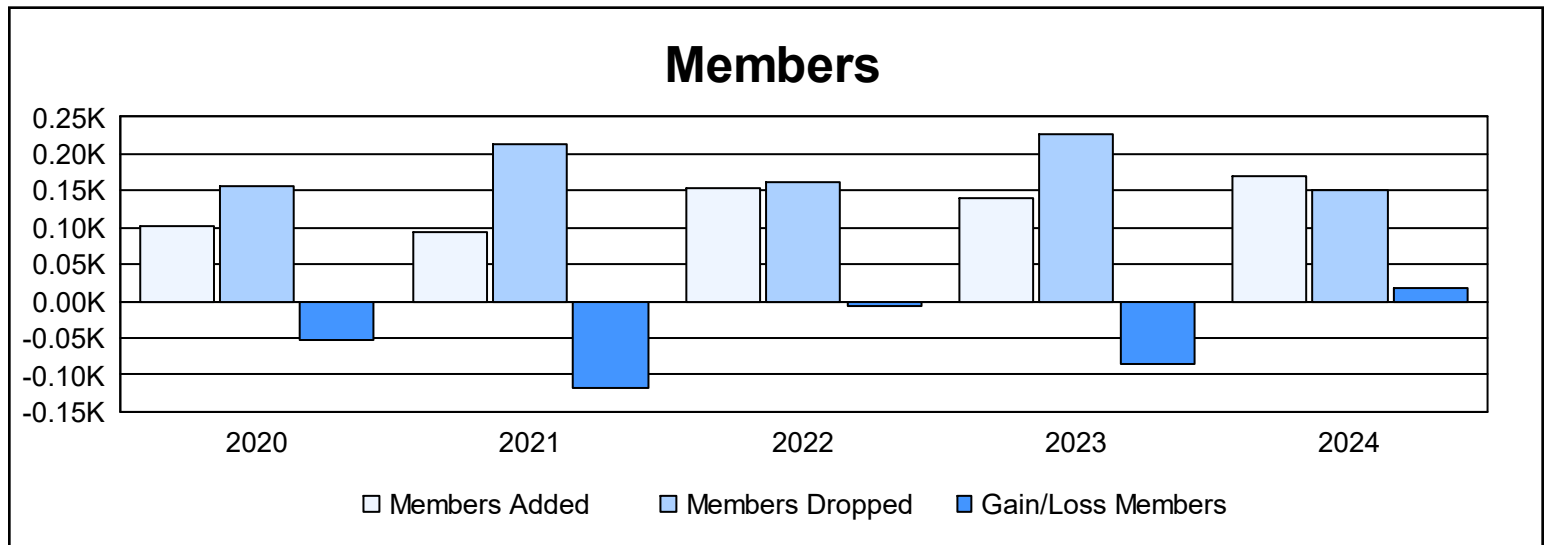
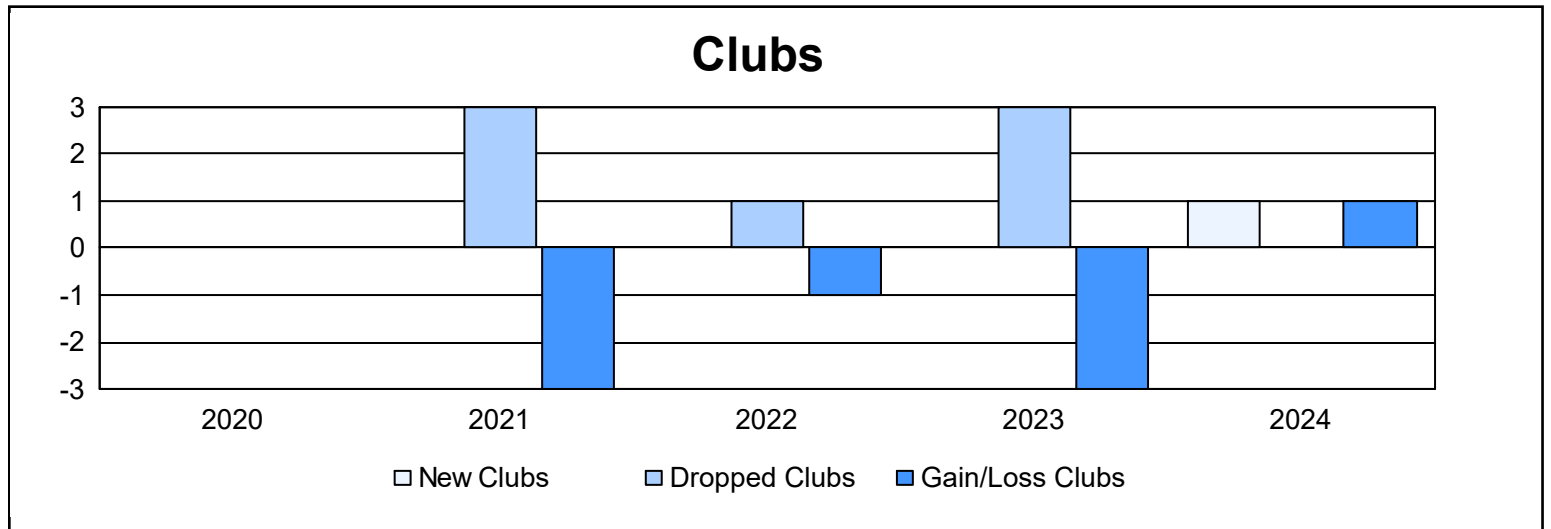
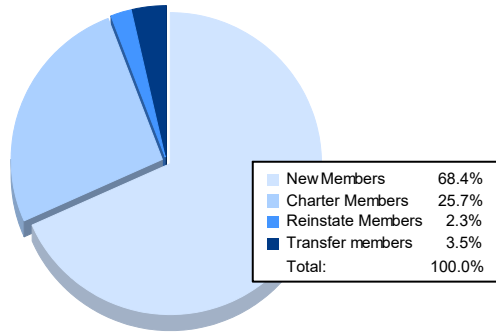


| Year | New Clubs | Dropped Clubs | Gain/ Loss Clubs | New Members | Charter Members | Reinstate Members | Transfer Members | Total Member Added | Total Members Dropped | Gain/ Loss Members |
|----------------|-----------|---------------|------------------|-------------|-----------------|-------------------|------------------|--------------------|-----------------------|--------------------|
| 2019-2020 | 0 | 0 | 0 | 81 | 0 | 6 | 16 | 103 | 157 | -54 |
| 2020-2021 | 0 | 3 | -3 | 75 | 3 | 12 | 5 | 95 | 213 | -118 |
| 2021-2022 | 0 | 1 | -1 | 138 | 0 | 6 | 10 | 154 | 161 | -7 |
| 2022-2023 | 0 | 3 | -3 | 109 | 5 | 10 | 16 | 140 | 226 | -86 |
| 2023-2024 | 1 | 0 | 1 | 117 | 44 | 4 | 6 | 171 | 152 | 19 |
| Average | 0 | 1 | -1 | 104 | 10 | 8 | 11 | 133 | 182 | -49 |



Membership Composition June 2024 Cumulative



Gender Composition June 2024 Cumulative

