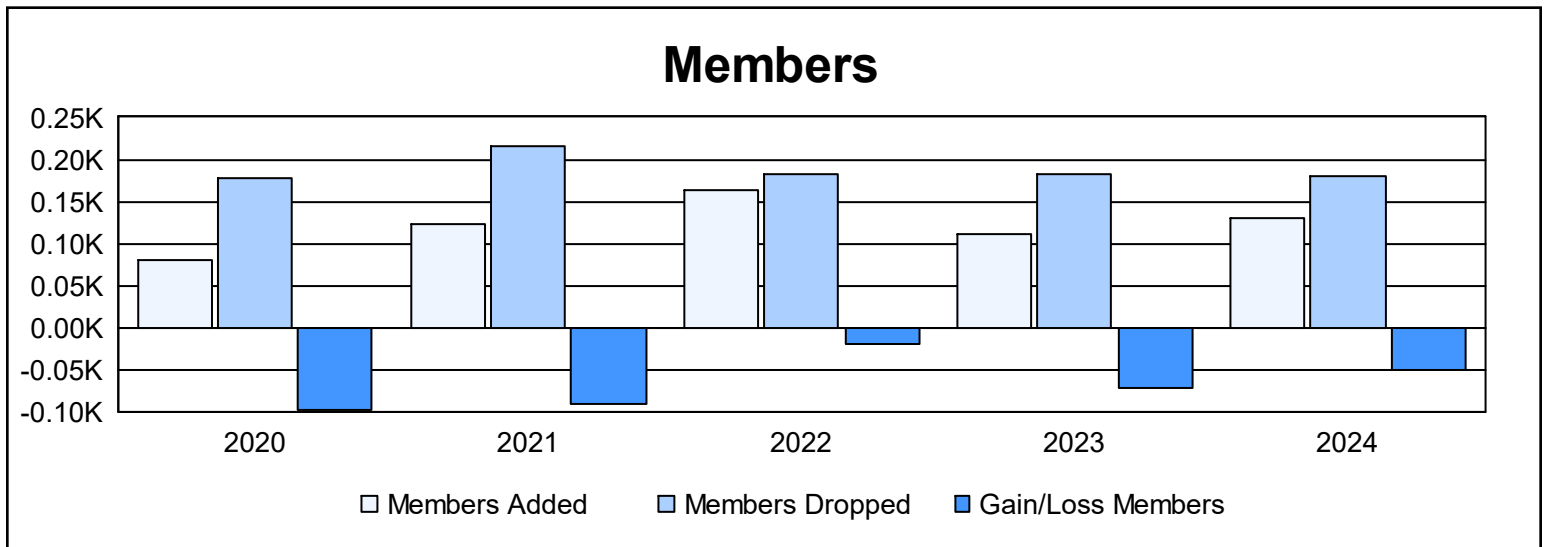
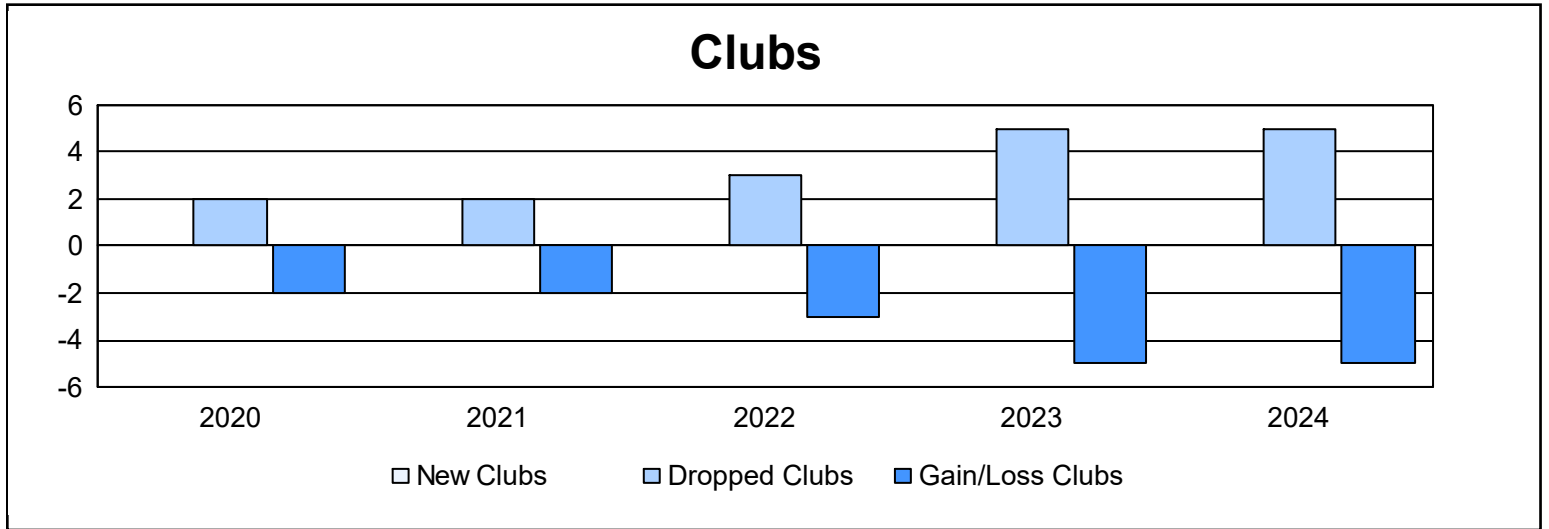
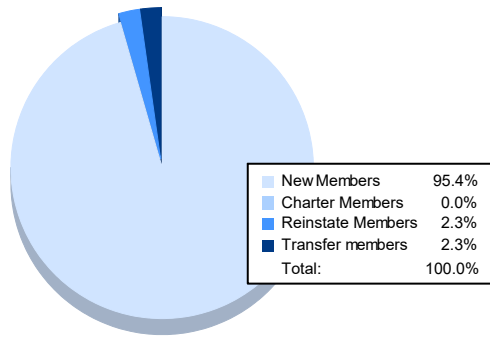


Year	New Clubs	Dropped Clubs	Gain/ Loss Clubs	New Members	Charter Members	Reinstate Members	Transfer Members	Total Member Added	Total Members Dropped	Gain/ Loss Members
2019-2020	0	2	-2	74	0	4	1	79	177	-98
2020-2021	0	2	-2	114	0	8	2	124	215	-91
2021-2022	0	3	-3	151	2	6	4	163	183	-20
2022-2023	0	5	-5	86	1	20	4	111	182	-71
2023-2024	0	5	-5	125	0	3	3	131	181	-50
<b>Average</b>	<b>0</b>	<b>3</b>	<b>-3</b>	<b>110</b>	<b>1</b>	<b>8</b>	<b>3</b>	<b>122</b>	<b>188</b>	<b>-66</b>



### Membership Composition June 2024 Cumulative



### Gender Composition June 2024 Cumulative

