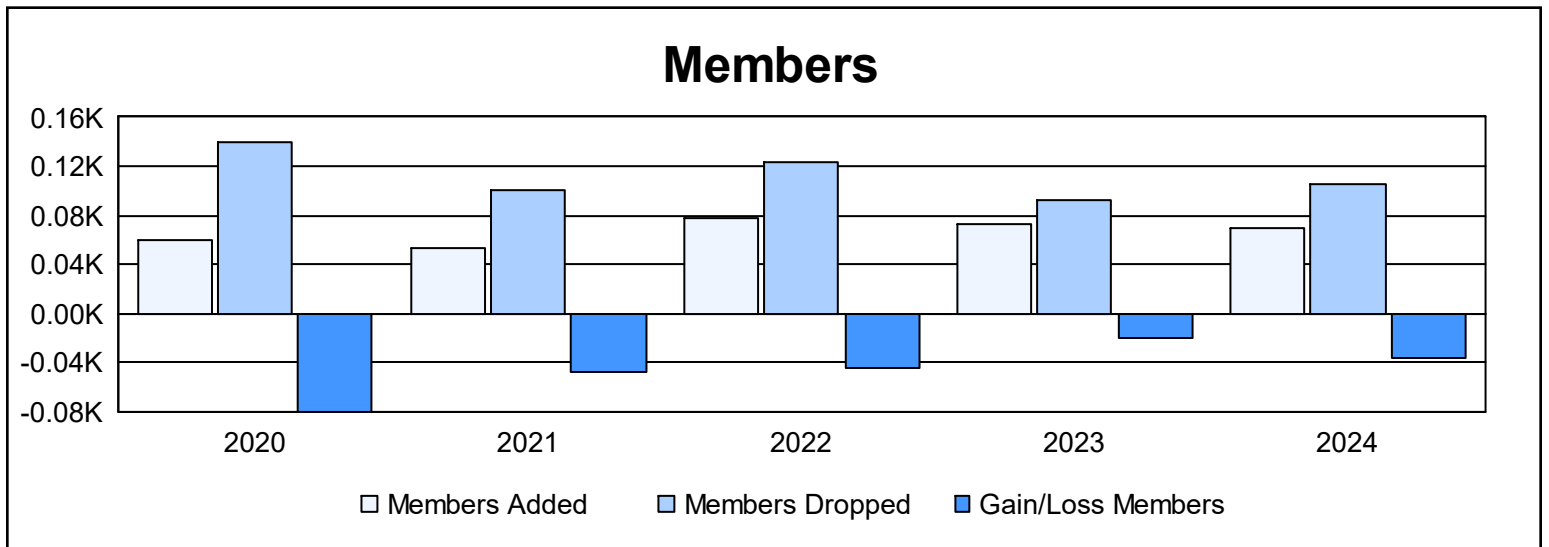
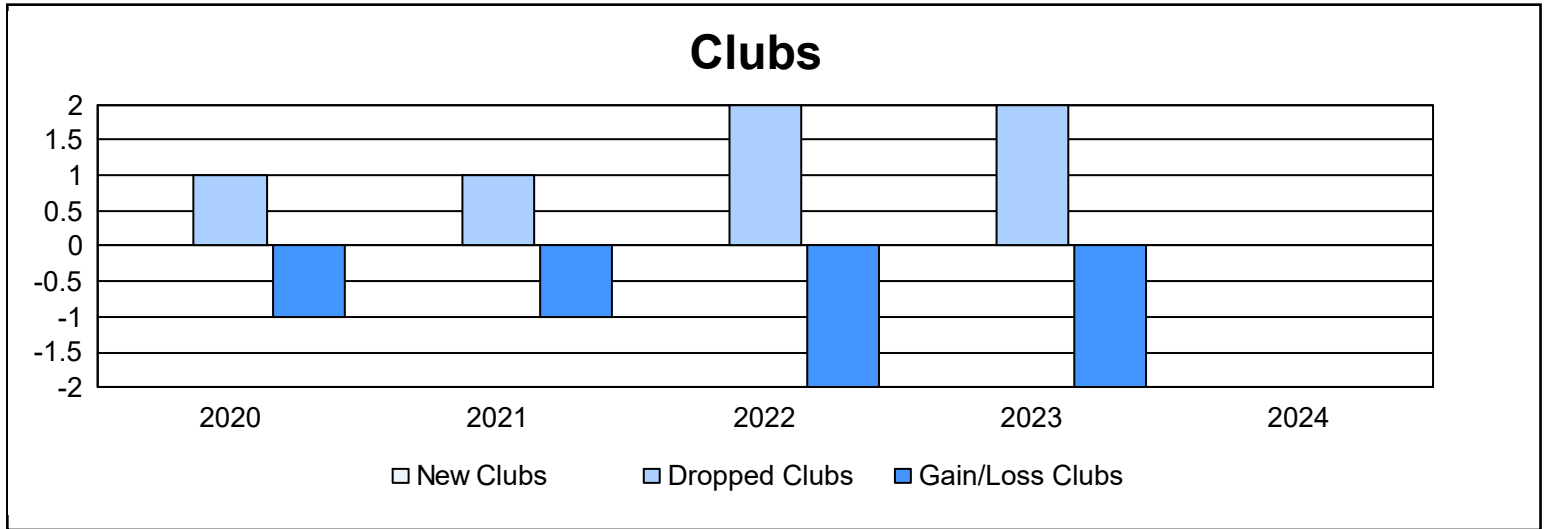
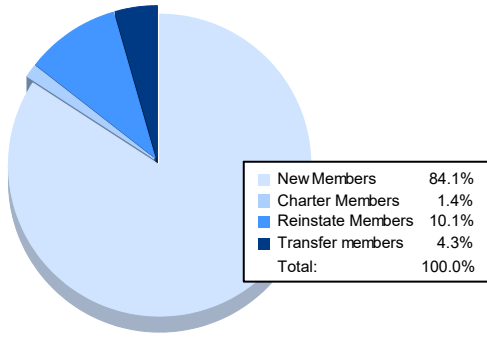


Year	New Clubs	Dropped Clubs	Gain/ Loss Clubs	New Members	Charter Members	Reinstate Members	Transfer Members	Total Member Added	Total Members Dropped	Gain/ Loss Members
2019-2020	0	1	-1	50	0	4	6	60	140	-80
2020-2021	0	1	-1	51	0	1	2	54	101	-47
2021-2022	0	2	-2	74	0	3	1	78	123	-45
2022-2023	0	2	-2	63	0	3	6	72	92	-20
2023-2024	0	0	0	58	1	7	3	69	105	-36
<b>Average</b>	<b>0</b>	<b>1</b>	<b>-1</b>	<b>59</b>	<b>0</b>	<b>4</b>	<b>4</b>	<b>67</b>	<b>112</b>	<b>-46</b>



### Membership Composition June 2024 Cumulative



### Gender Composition June 2024 Cumulative

