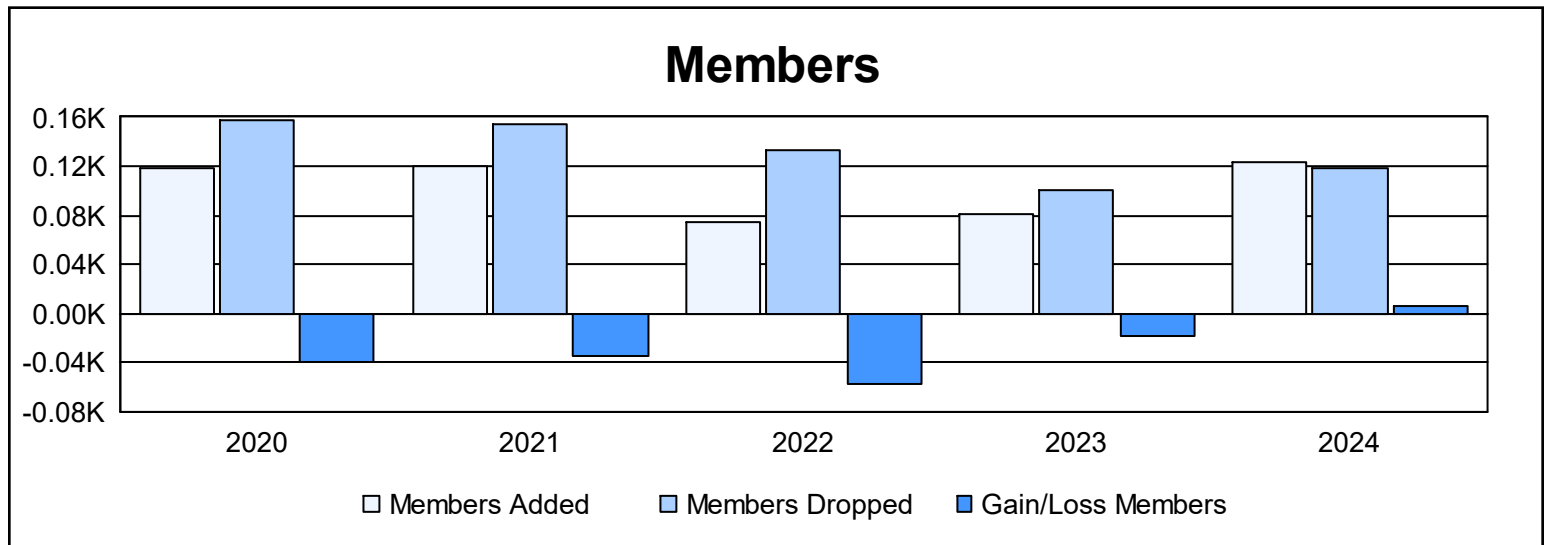
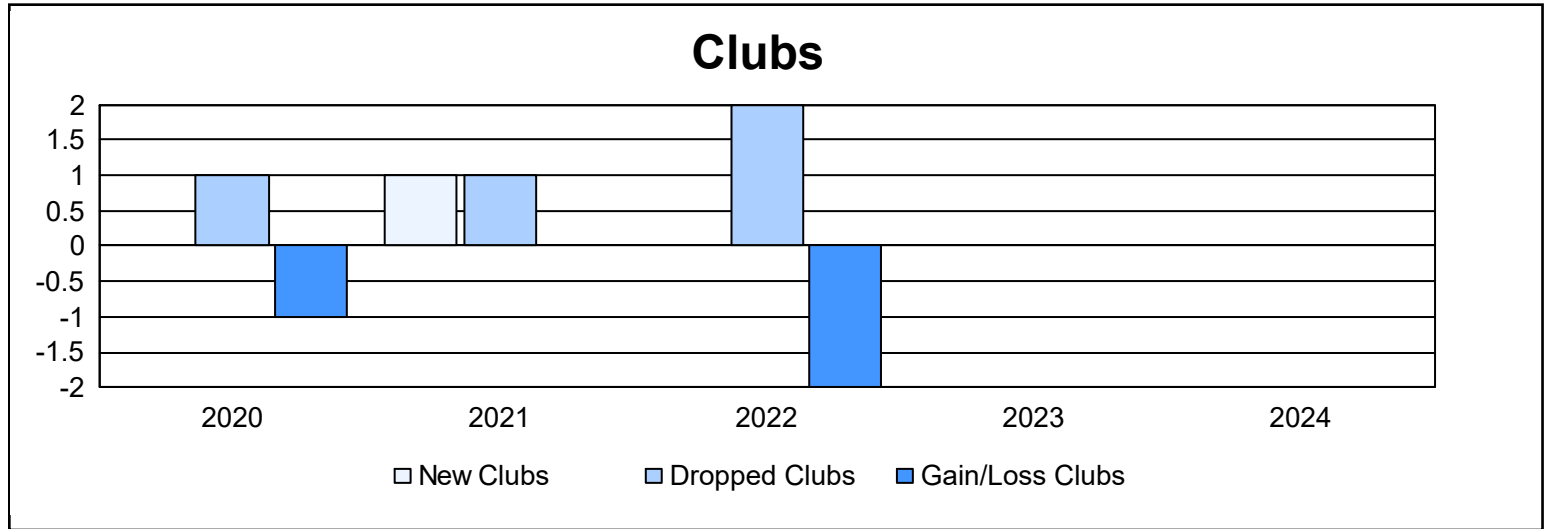
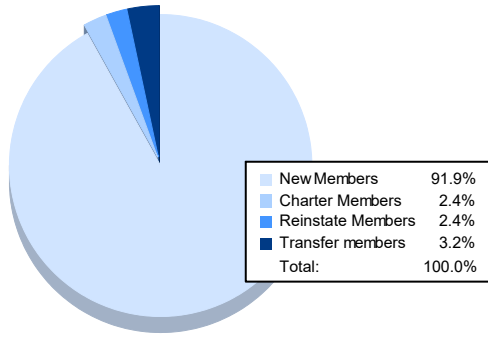


Year	New Clubs	Dropped Clubs	Gain/ Loss Clubs	New Members	Charter Members	Reinstate Members	Transfer Members	Total Member Added	Total Members Dropped	Gain/ Loss Members
2019-2020	0	1	-1	98	1	6	14	119	158	-39
2020-2021	1	1	0	77	25	6	12	120	154	-34
2021-2022	0	2	-2	64	1	2	8	75	133	-58
2022-2023	0	0	0	77	0	0	4	81	100	-19
2023-2024	0	0	0	114	3	3	4	124	118	6
<b>Average</b>	<b>0</b>	<b>1</b>	<b>-1</b>	<b>86</b>	<b>6</b>	<b>3</b>	<b>8</b>	<b>104</b>	<b>133</b>	<b>-29</b>



### Membership Composition June 2024 Cumulative



### Gender Composition June 2024 Cumulative

