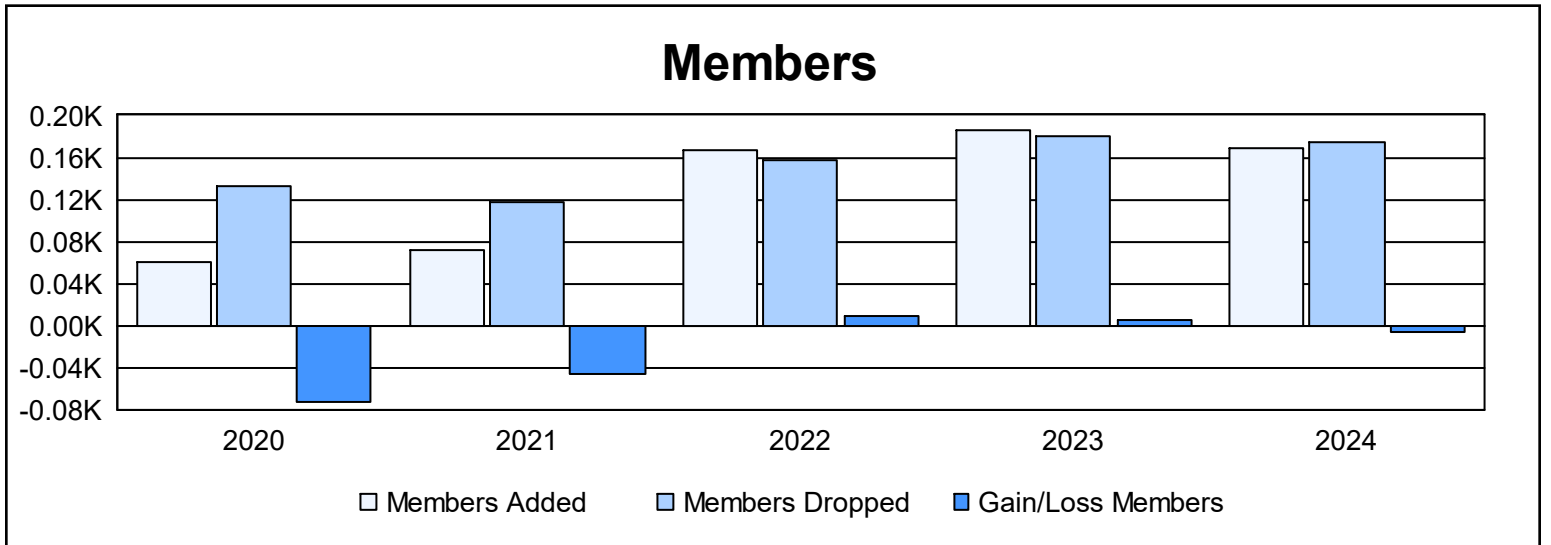
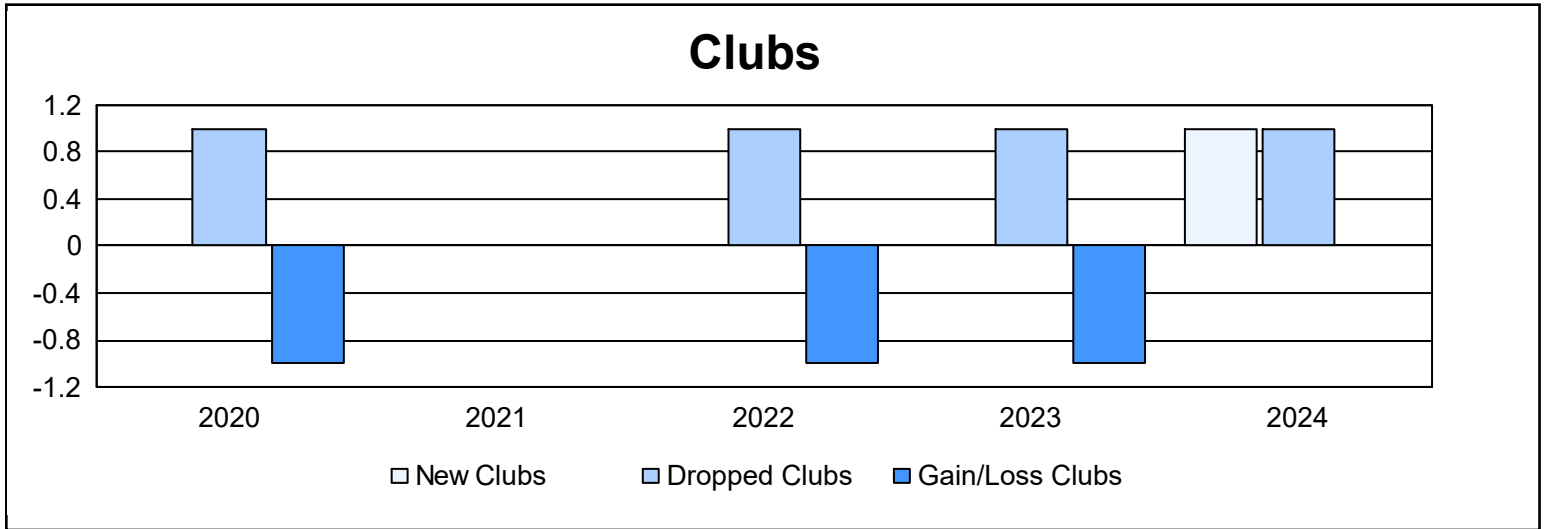
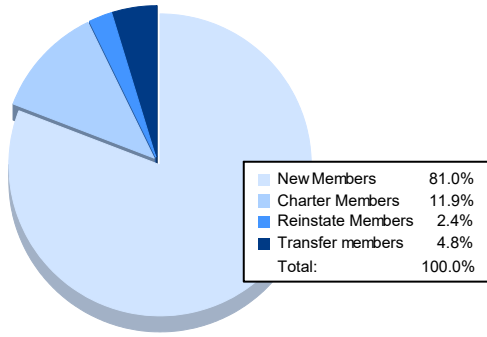


Year	New Clubs	Dropped Clubs	Gain/ Loss Clubs	New Members	Charter Members	Reinstate Members	Transfer Members	Total Member Added	Total Members Dropped	Gain/ Loss Members
2019-2020	0	1	-1	52	1	4	4	61	133	-72
2020-2021	0	0	0	64	2	2	3	71	118	-47
2021-2022	0	1	-1	140	0	19	8	167	158	9
2022-2023	0	1	-1	144	13	10	18	185	180	5
2023-2024	1	1	0	136	20	4	8	168	174	-6
<b>Average</b>	<b>0</b>	<b>1</b>	<b>-1</b>	<b>107</b>	<b>7</b>	<b>8</b>	<b>8</b>	<b>130</b>	<b>153</b>	<b>-22</b>



### Membership Composition June 2024 Cumulative



### Gender Composition June 2024 Cumulative

