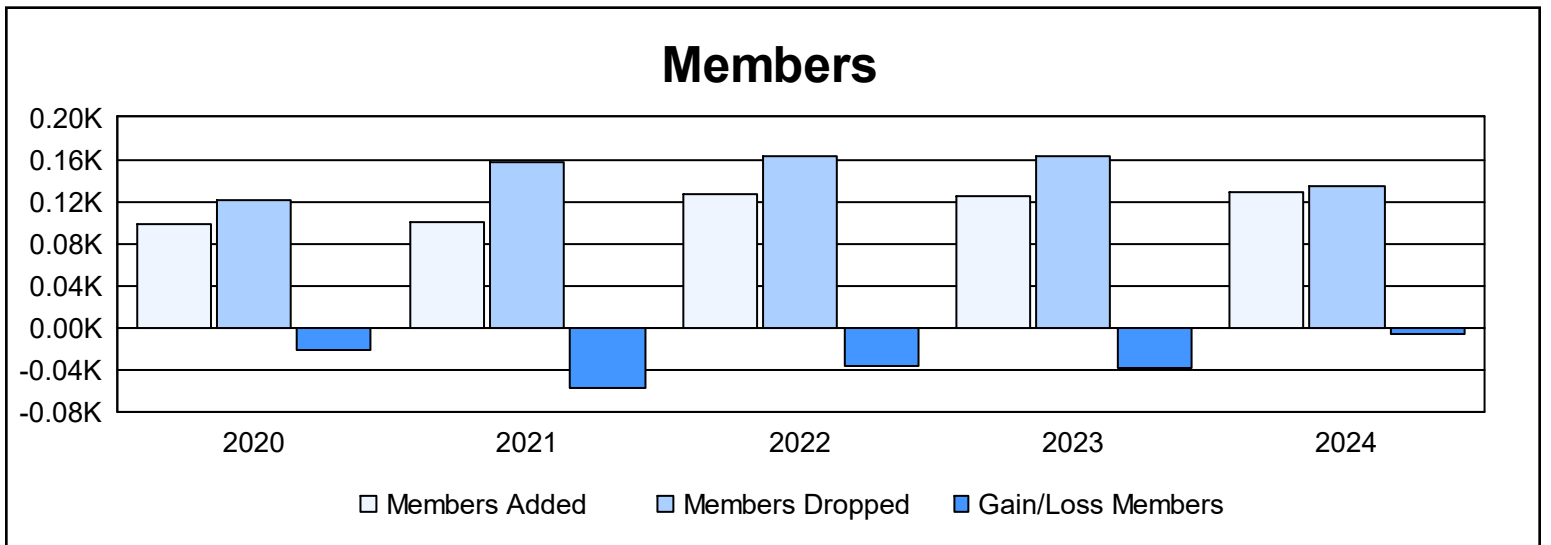
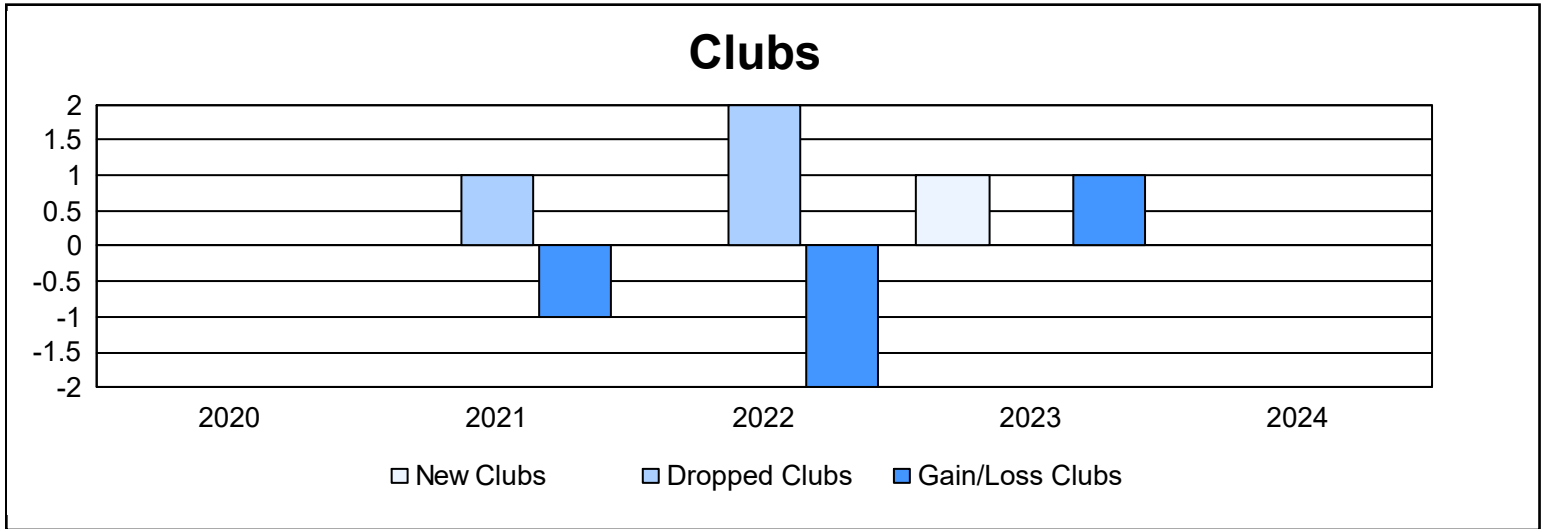
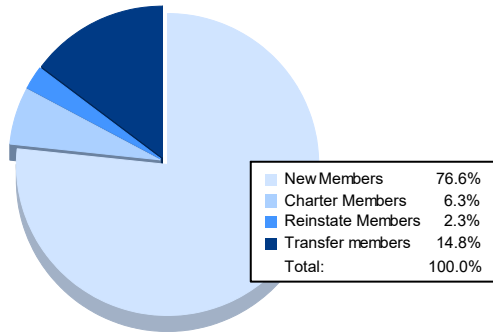


Year	New Clubs	Dropped Clubs	Gain/Loss Clubs	New Members	Charter Members	Reinstate Members	Transfer Members	Total Member Added	Total Members Dropped	Gain/Loss Members
2019-2020	0	0	0	89	1	3	6	99	121	-22
2020-2021	0	1	-1	98	0	3	0	101	158	-57
2021-2022	0	2	-2	98	1	7	21	127	163	-36
2022-2023	1	0	1	89	22	5	9	125	163	-38
2023-2024	0	0	0	98	8	3	19	128	134	-6
<b>Average</b>	<b>0</b>	<b>1</b>	<b>0</b>	<b>94</b>	<b>6</b>	<b>4</b>	<b>11</b>	<b>116</b>	<b>148</b>	<b>-32</b>



### Membership Composition June 2024 Cumulative



### Gender Composition June 2024 Cumulative

