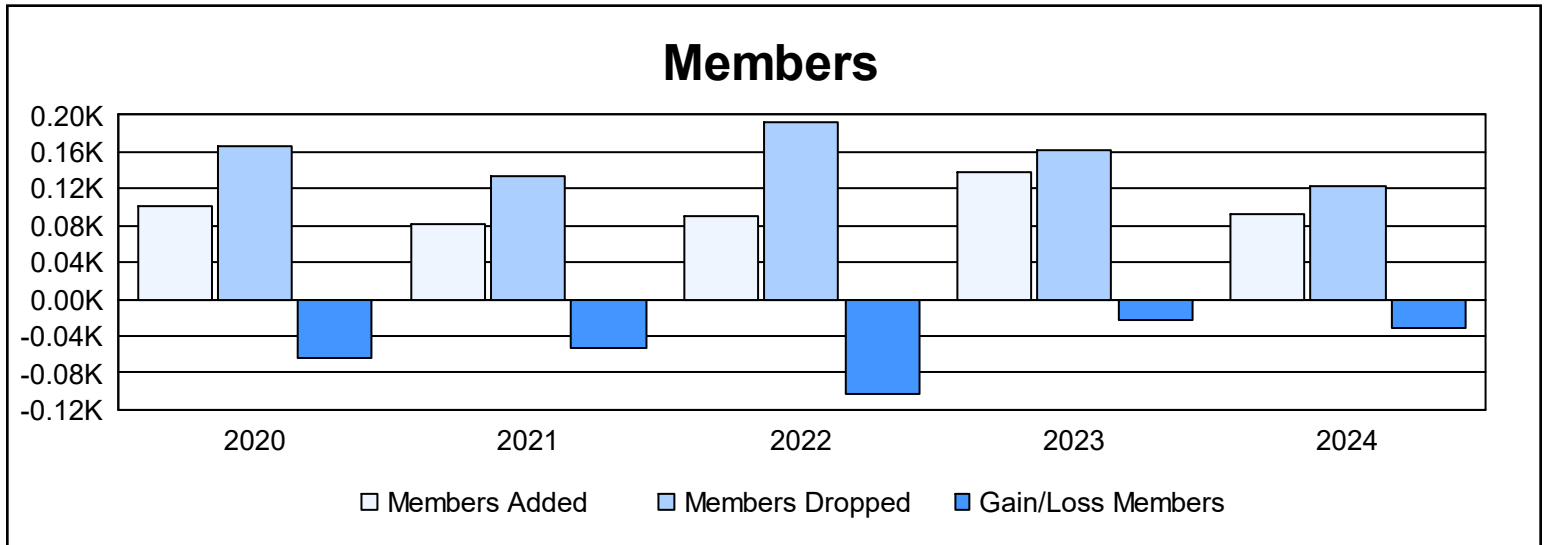
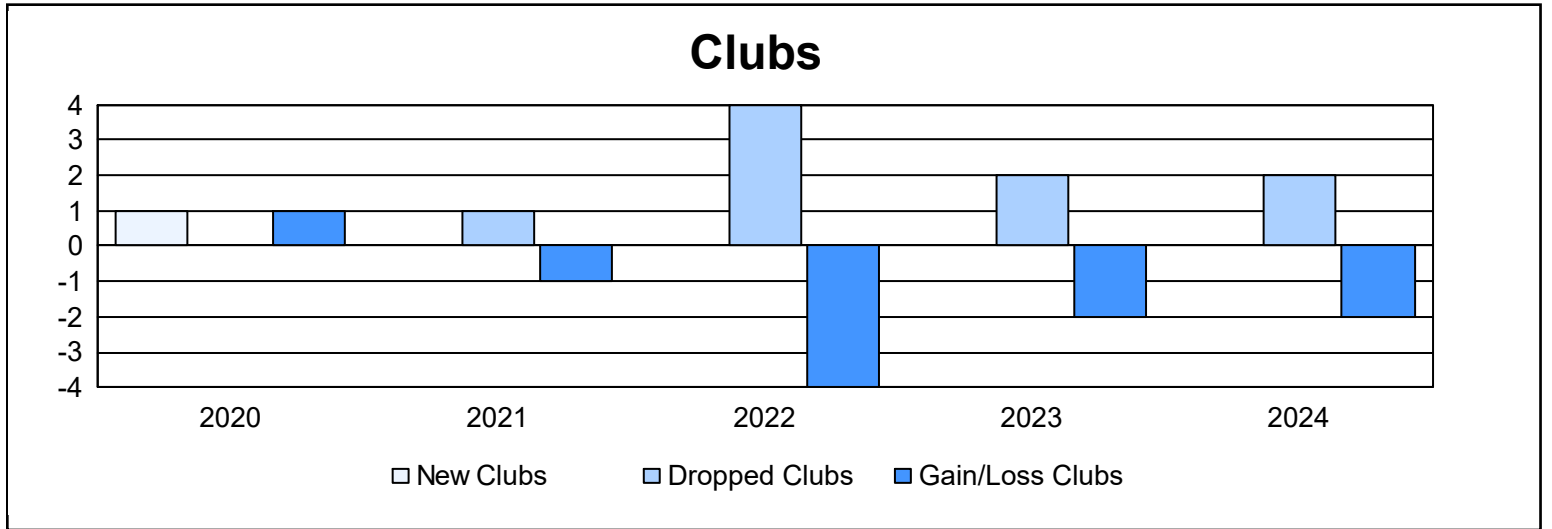
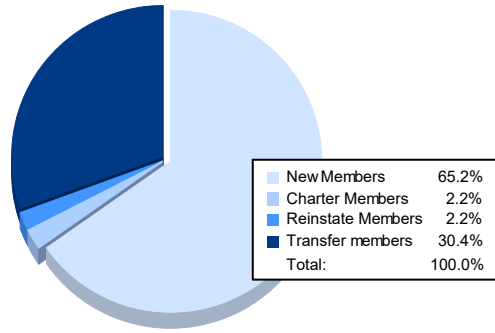


Year	New Clubs	Dropped Clubs	Gain/ Loss Clubs	New Members	Charter Members	Reinstate Members	Transfer Members	Total Member Added	Total Members Dropped	Gain/ Loss Members
2019-2020	1	0	1	53	45	2	1	101	166	-65
2020-2021	0	1	-1	67	2	7	6	82	134	-52
2021-2022	0	4	-4	74	1	12	3	90	193	-103
2022-2023	0	2	-2	104	0	2	33	139	162	-23
2023-2024	0	2	-2	60	2	2	28	92	123	-31
<b>Average</b>	<b>0</b>	<b>2</b>	<b>-2</b>	<b>72</b>	<b>10</b>	<b>5</b>	<b>14</b>	<b>101</b>	<b>156</b>	<b>-55</b>



### Membership Composition June 2024 Cumulative



### Gender Composition June 2024 Cumulative

