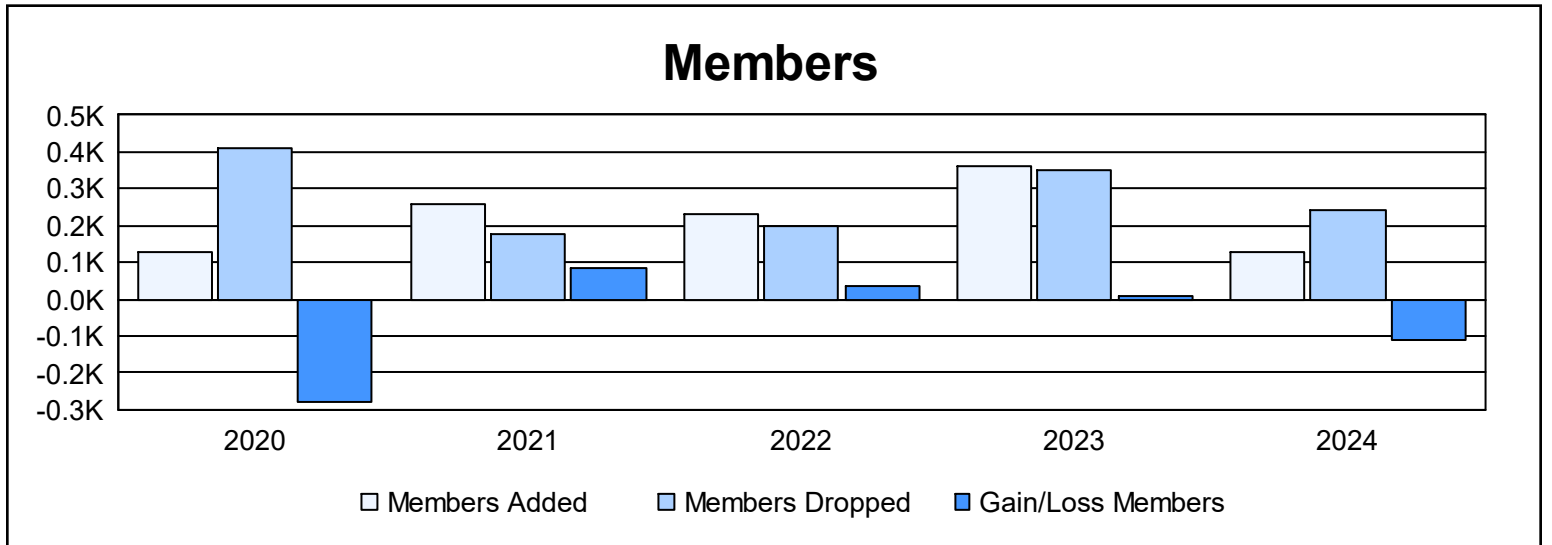
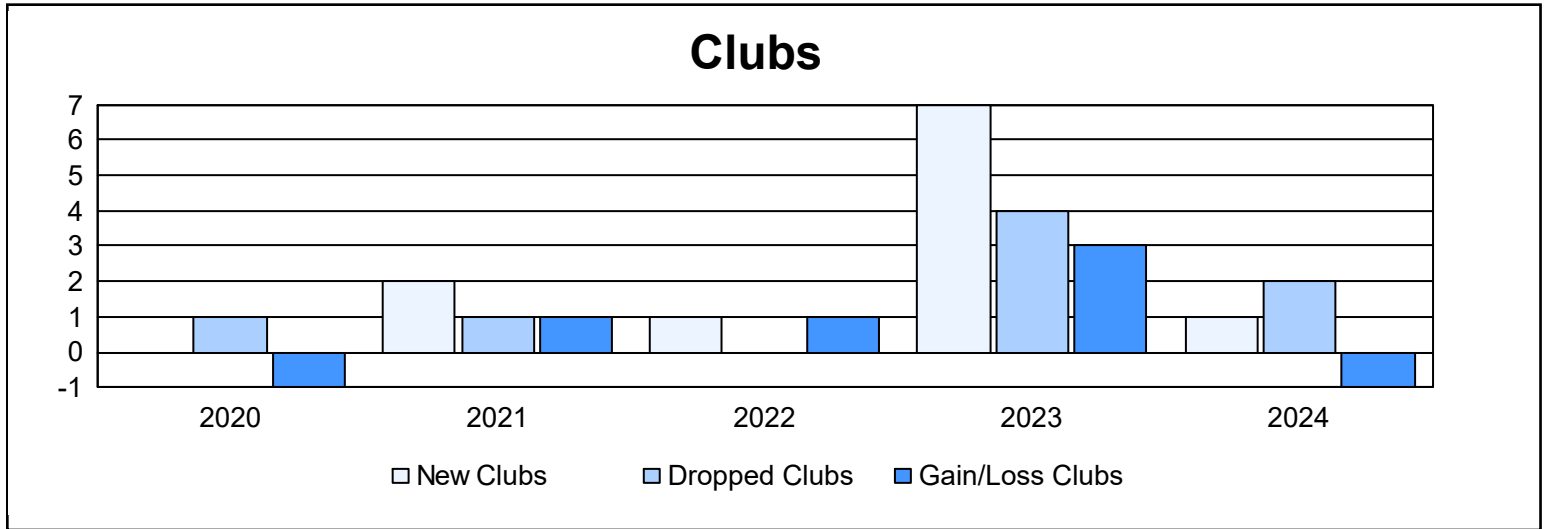
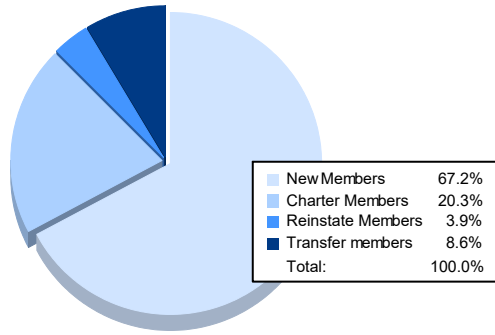


Year	New Clubs	Dropped Clubs	Gain/ Loss Clubs	New Members	Charter Members	Reinstate Members	Transfer Members	Total Member Added	Total Members Dropped	Gain/ Loss Members
2019-2020	0	1	-1	86	14	14	14	128	408	-280
2020-2021	2	1	1	137	72	29	21	259	177	82
2021-2022	1	0	1	169	31	8	21	229	196	33
2022-2023	7	4	3	144	190	11	15	360	352	8
2023-2024	1	2	-1	86	26	5	11	128	240	-112
<b>Average</b>	<b>2</b>	<b>2</b>	<b>1</b>	<b>124</b>	<b>67</b>	<b>13</b>	<b>16</b>	<b>221</b>	<b>275</b>	<b>-54</b>



### Membership Composition June 2024 Cumulative



### Gender Composition June 2024 Cumulative

