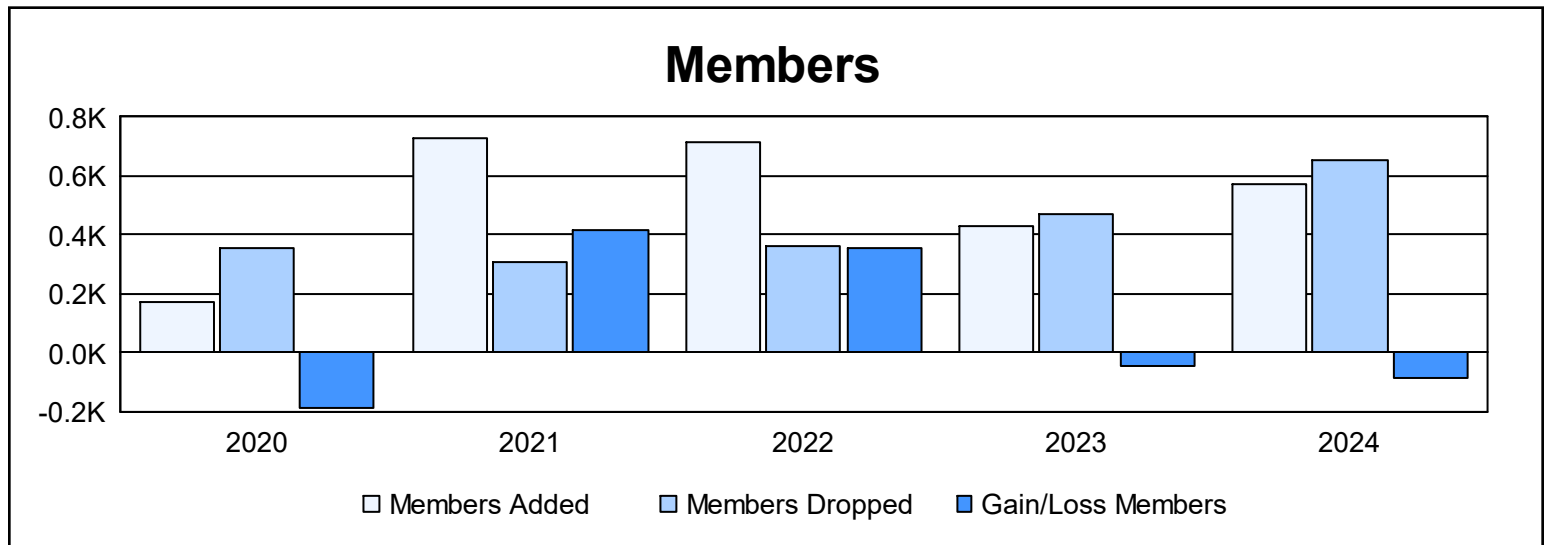
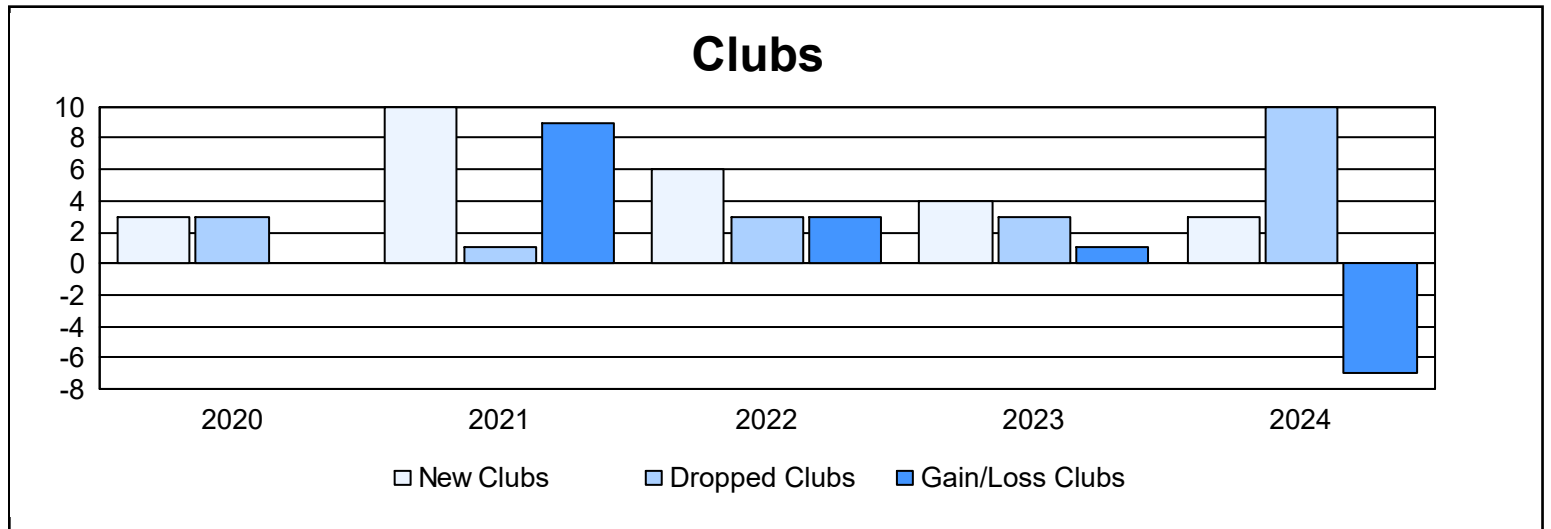
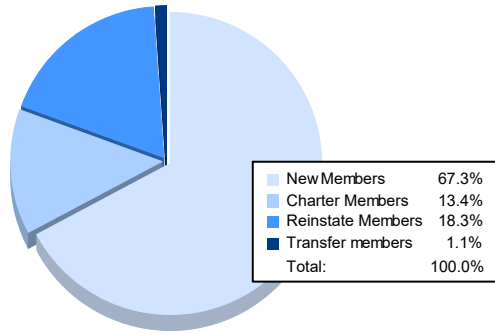


| Year | New Clubs | Dropped Clubs | Gain/ Loss Clubs | New Members | Charter Members | Reinstate Members | Transfer Members | Total Member Added | Total Members Dropped | Gain/ Loss Members |
|----------------|-----------|---------------|------------------|-------------|-----------------|-------------------|------------------|--------------------|-----------------------|--------------------|
| 2019-2020 | 3 | 3 | 0 | 71 | 82 | 16 | 2 | 171 | 358 | -187 |
| 2020-2021 | 10 | 1 | 9 | 459 | 251 | 13 | 3 | 726 | 310 | 416 |
| 2021-2022 | 6 | 3 | 3 | 522 | 167 | 22 | 7 | 718 | 363 | 355 |
| 2022-2023 | 4 | 3 | 1 | 281 | 137 | 9 | 0 | 427 | 471 | -44 |
| 2023-2024 | 3 | 10 | -7 | 383 | 76 | 104 | 6 | 569 | 657 | -88 |
| Average | 5 | 4 | 1 | 343 | 143 | 33 | 4 | 522 | 432 | 90 |



Membership Composition June 2024 Cumulative



Gender Composition June 2024 Cumulative

