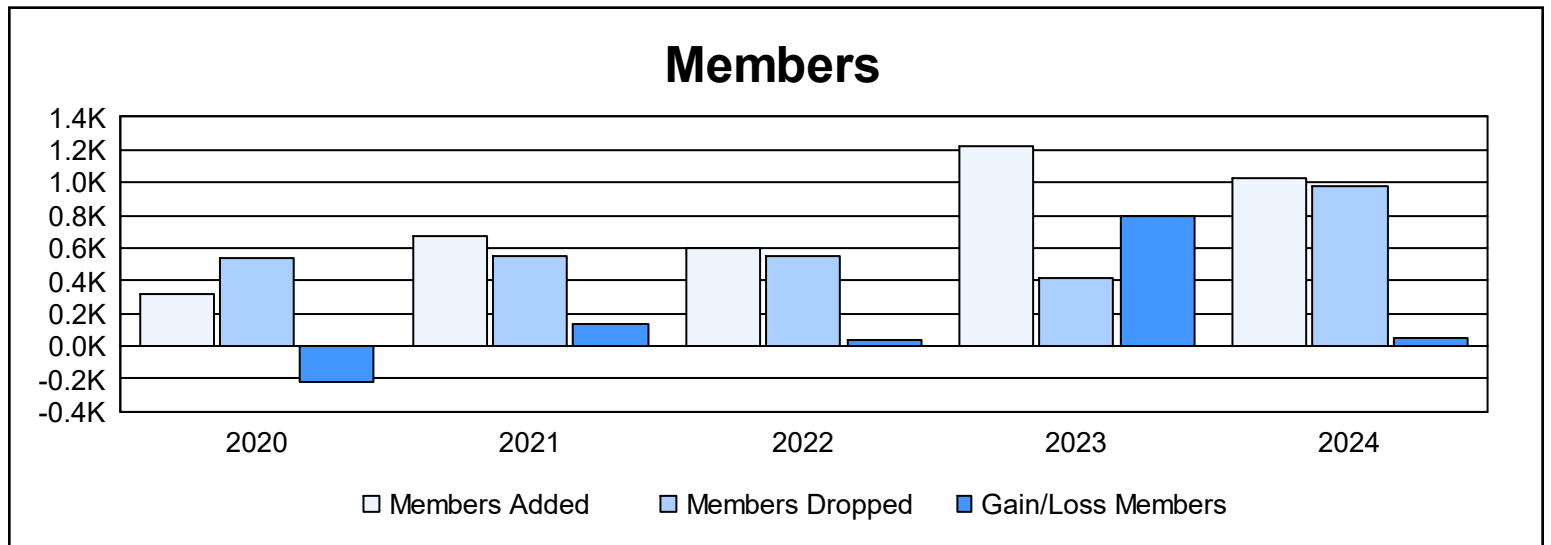
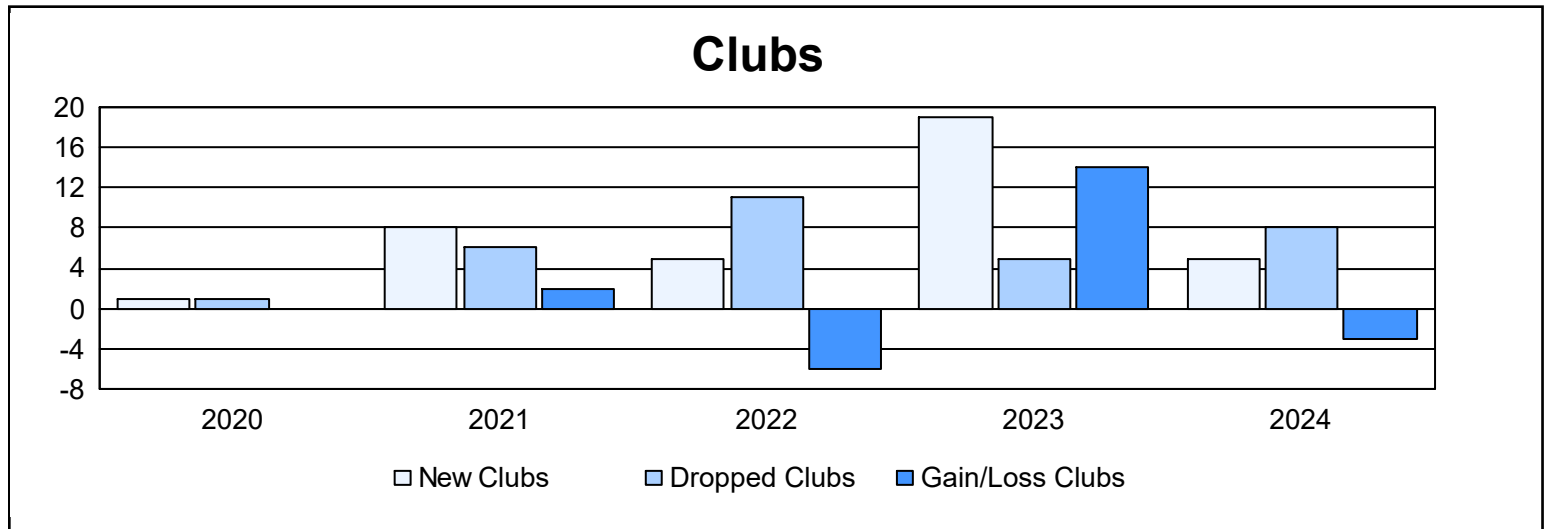
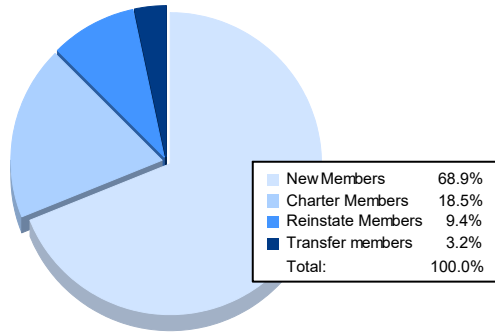


Year	New Clubs	Dropped Clubs	Gain/ Loss Clubs	New Members	Charter Members	Reinstate Members	Transfer Members	Total Member Added	Total Members Dropped	Gain/ Loss Members
2019-2020	1	1	0	190	65	52	15	322	543	-221
2020-2021	8	6	2	395	221	55	6	677	547	130
2021-2022	5	11	-6	452	115	23	8	598	555	43
2022-2023	19	5	14	523	669	18	12	1,222	422	800
2023-2024	5	8	-3	707	190	96	33	1,026	981	45
<b>Average</b>	<b>8</b>	<b>6</b>	<b>1</b>	<b>453</b>	<b>252</b>	<b>49</b>	<b>15</b>	<b>769</b>	<b>610</b>	<b>159</b>



### Membership Composition June 2024 Cumulative



### Gender Composition June 2024 Cumulative

