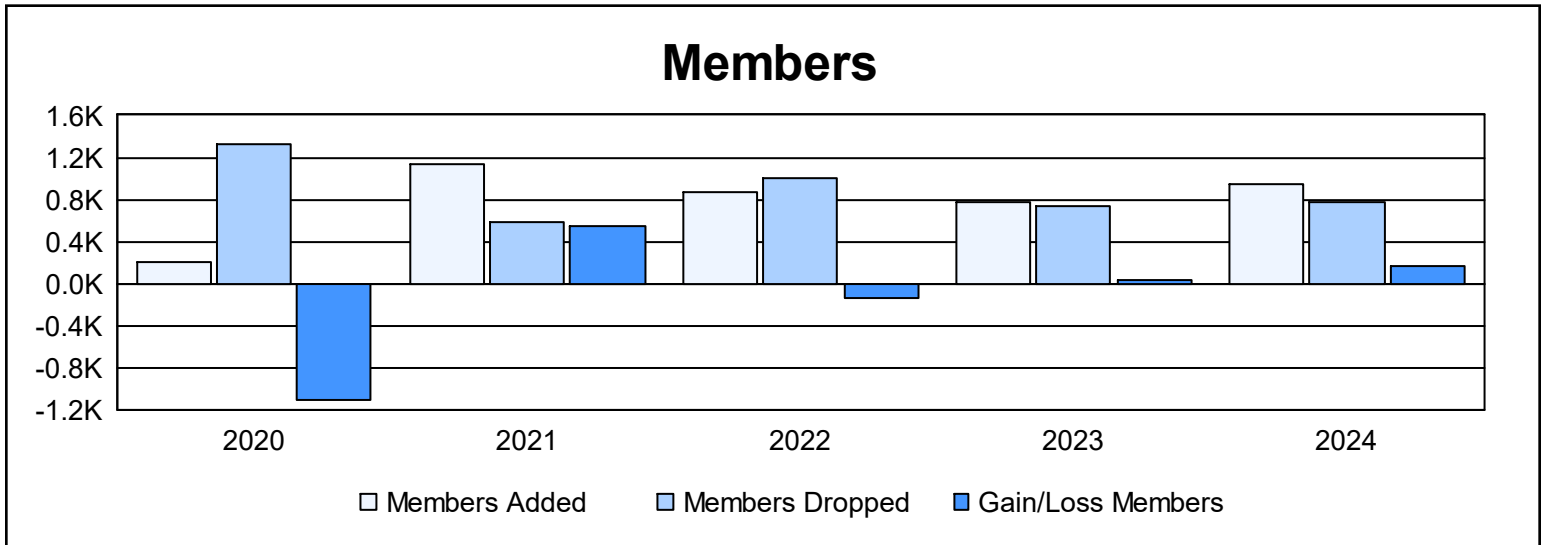
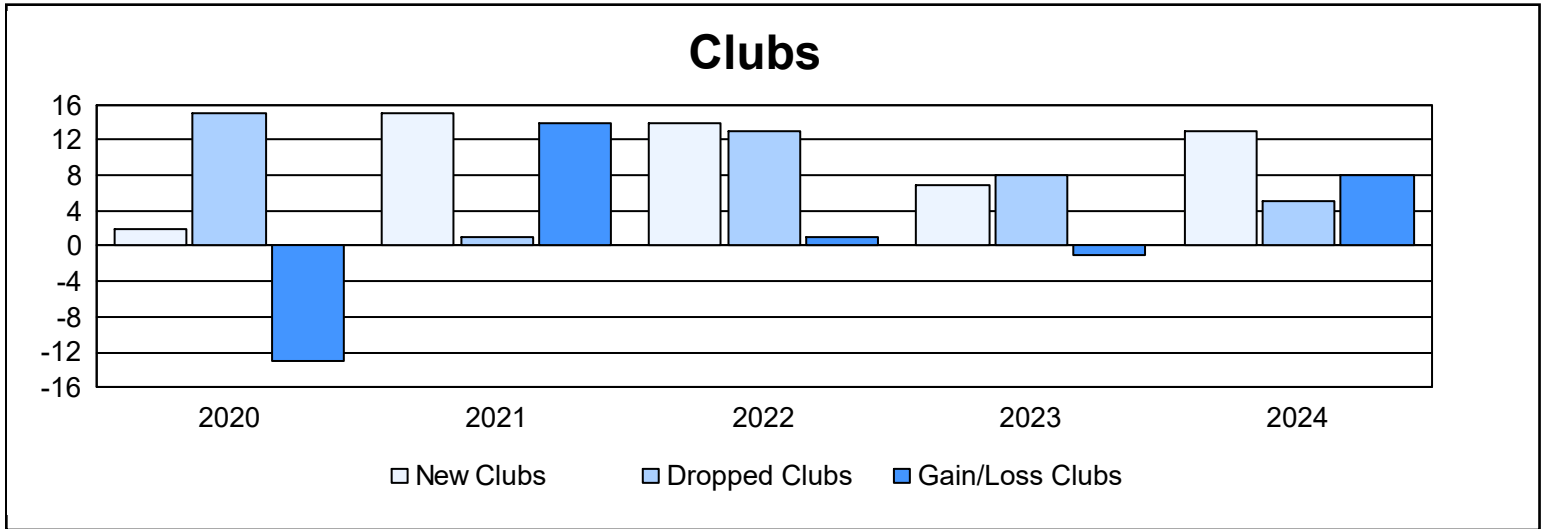
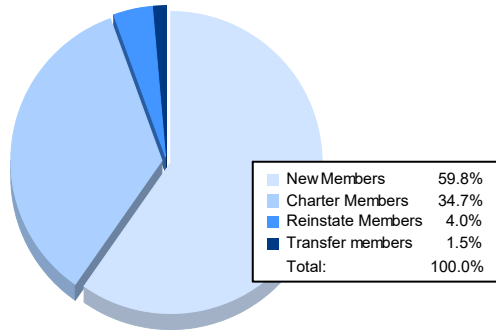


Year	New Clubs	Dropped Clubs	Gain/ Loss Clubs	New Members	Charter Members	Reinstate Members	Transfer Members	Total Member Added	Total Members Dropped	Gain/ Loss Members
2019-2020	2	15	-13	102	58	39	10	209	1,323	-1,114
2020-2021	15	1	14	539	474	115	5	1,133	588	545
2021-2022	14	13	1	405	377	68	19	869	1,004	-135
2022-2023	7	8	-1	511	178	71	7	767	741	26
2023-2024	13	5	8	563	327	38	14	942	779	163
<b>Average</b>	<b>10</b>	<b>8</b>	<b>2</b>	<b>424</b>	<b>283</b>	<b>66</b>	<b>11</b>	<b>784</b>	<b>887</b>	<b>-103</b>



### Membership Composition June 2024 Cumulative



### Gender Composition June 2024 Cumulative

