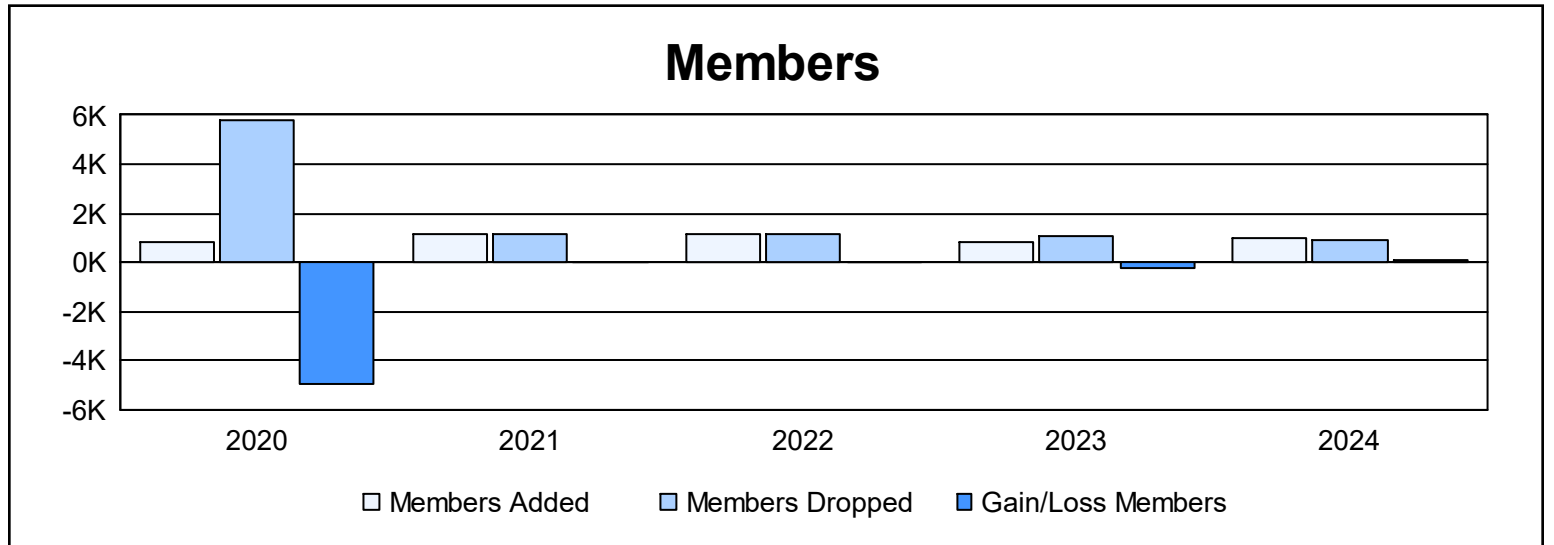
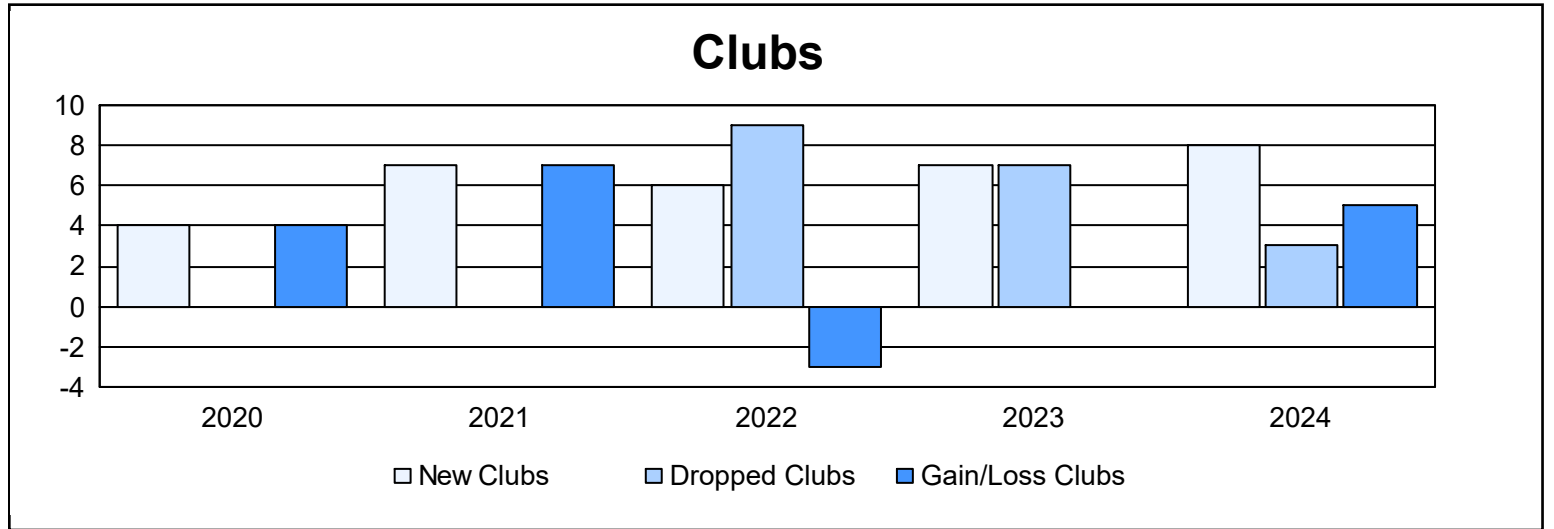
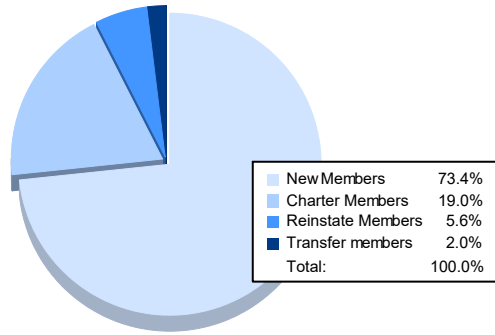


Year	New Clubs	Dropped Clubs	Gain/ Loss Clubs	New Members	Charter Members	Reinstate Members	Transfer Members	Total Member Added	Total Members Dropped	Gain/ Loss Members
2019-2020	4	0	4	557	116	133	34	840	5,780	-4,940
2020-2021	7	0	7	819	220	94	23	1,156	1,159	-3
2021-2022	6	9	-3	851	183	69	10	1,113	1,124	-11
2022-2023	7	7	0	587	196	45	11	839	1,076	-237
2023-2024	8	3	5	753	195	57	21	1,026	930	96
Average	6	4	3	713	182	80	20	995	2,014	-1,019



Membership Composition June 2024 Cumulative



Gender Composition June 2024 Cumulative

