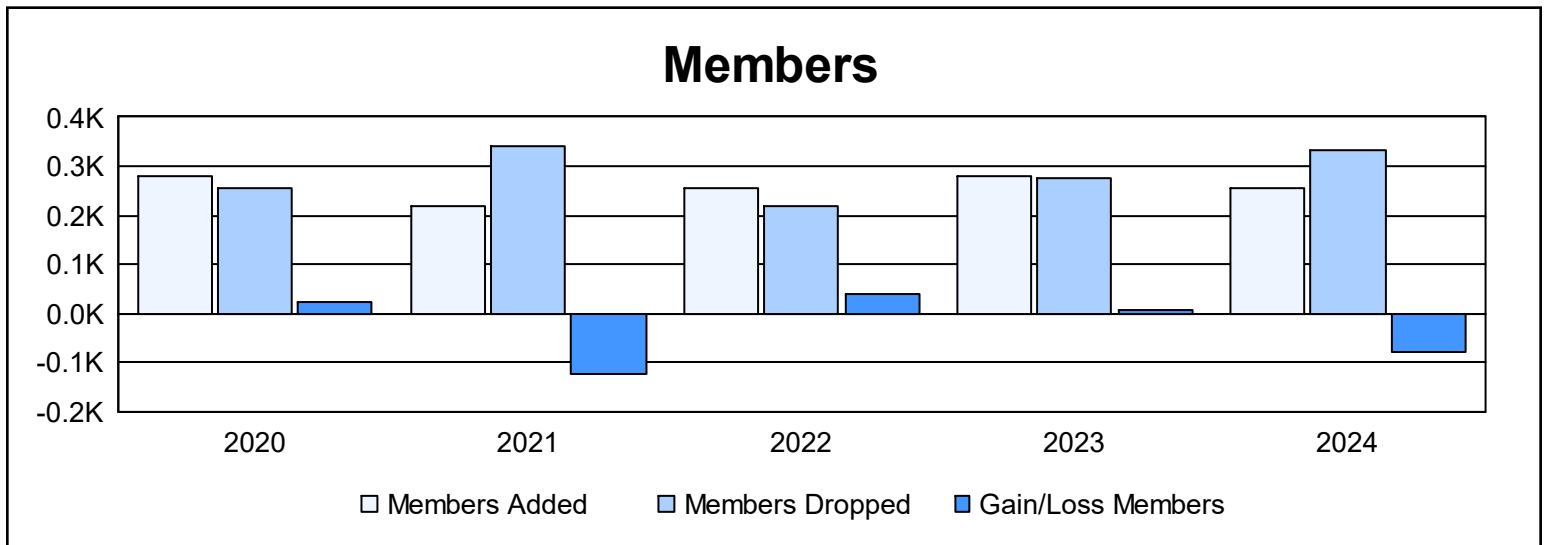
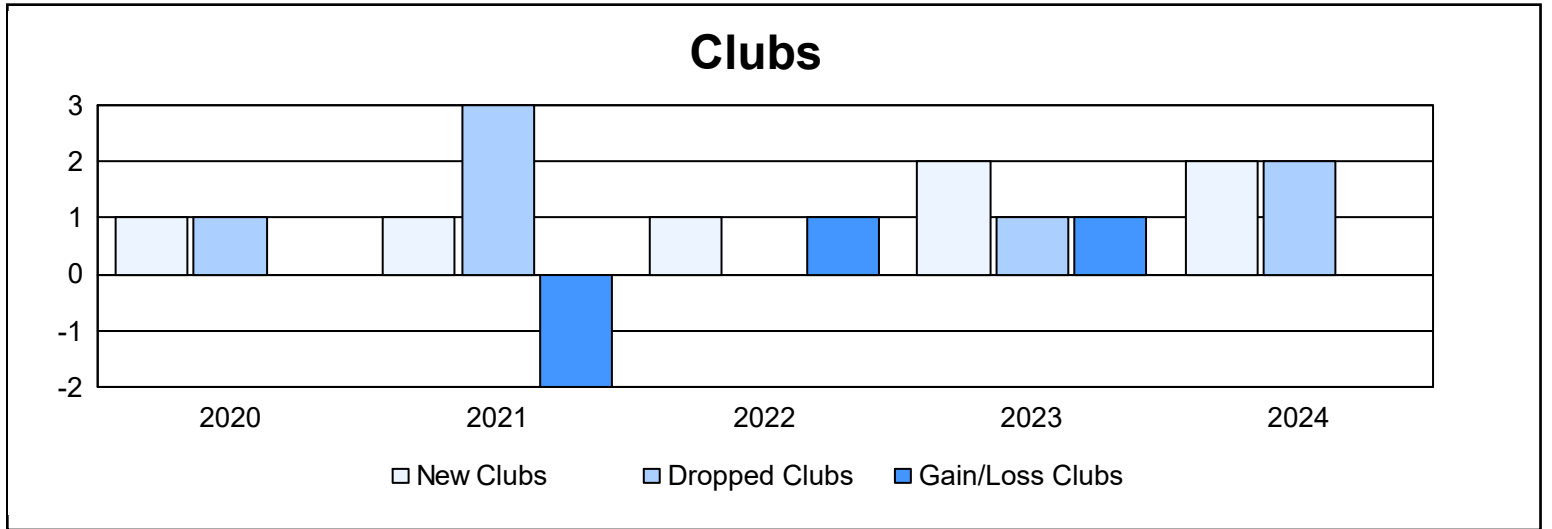
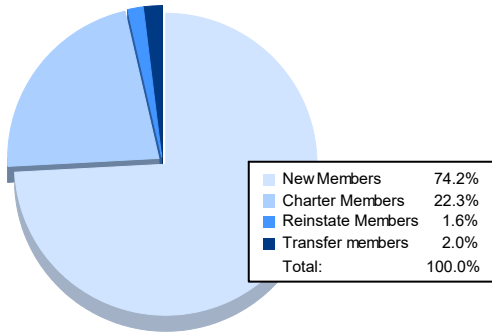


Year	New Clubs	Dropped Clubs	Gain/ Loss Clubs	New Members	Charter Members	Reinstate Members	Transfer Members	Total Member Added	Total Members Dropped	Gain/ Loss Members
2019-2020	1	1	0	226	40	12	3	281	256	25
2020-2021	1	3	-2	181	25	6	6	218	340	-122
2021-2022	1	0	1	210	31	3	13	257	219	38
2022-2023	2	1	1	228	45	4	4	281	275	6
2023-2024	2	2	0	190	57	4	5	256	333	-77
<b>Average</b>	<b>1</b>	<b>1</b>	<b>0</b>	<b>207</b>	<b>40</b>	<b>6</b>	<b>6</b>	<b>259</b>	<b>285</b>	<b>-26</b>



### Membership Composition June 2024 Cumulative



### Gender Composition June 2024 Cumulative

