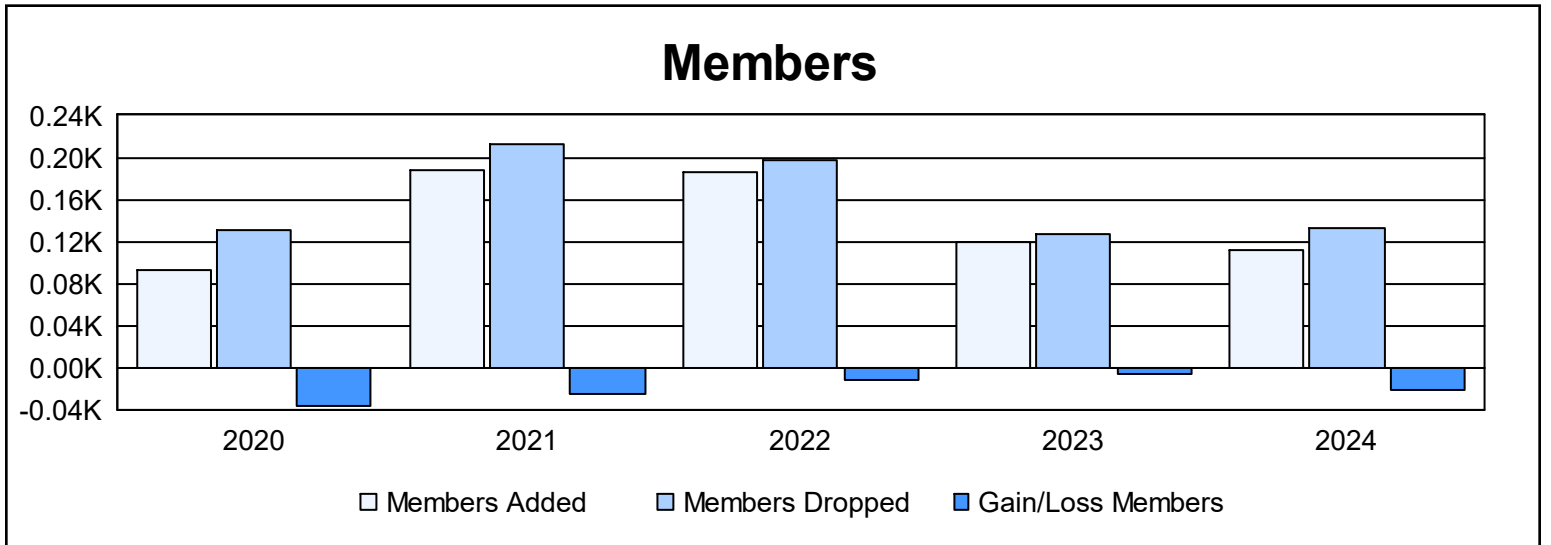
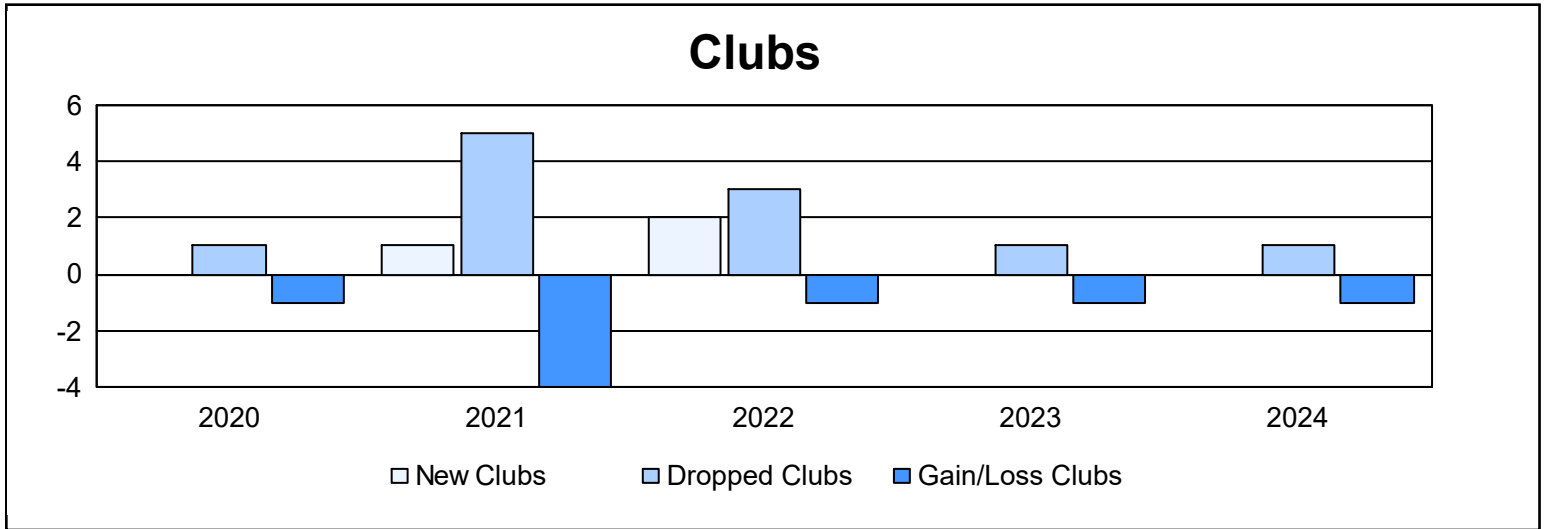
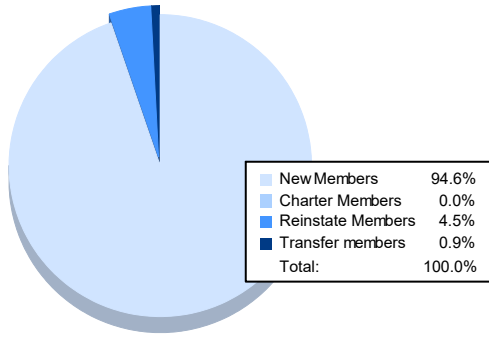


Year	New Clubs	Dropped Clubs	Gain/ Loss Clubs	New Members	Charter Members	Reinstate Members	Transfer Members	Total Member Added	Total Members Dropped	Gain/ Loss Members
2019-2020	0	1	-1	89	0	0	4	93	130	-37
2020-2021	1	5	-4	134	28	22	4	188	213	-25
2021-2022	2	3	-1	117	54	9	6	186	197	-11
2022-2023	0	1	-1	115	2	1	2	120	127	-7
2023-2024	0	1	-1	105	0	5	1	111	133	-22
<b>Average</b>	<b>1</b>	<b>2</b>	<b>-2</b>	<b>112</b>	<b>17</b>	<b>7</b>	<b>3</b>	<b>140</b>	<b>160</b>	<b>-20</b>



### Membership Composition June 2024 Cumulative



### Gender Composition June 2024 Cumulative

