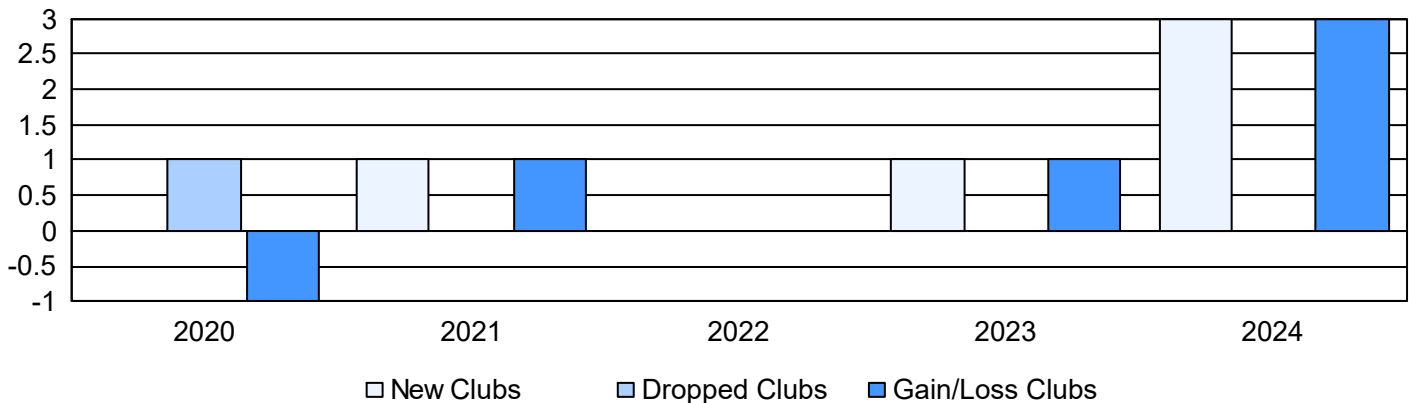
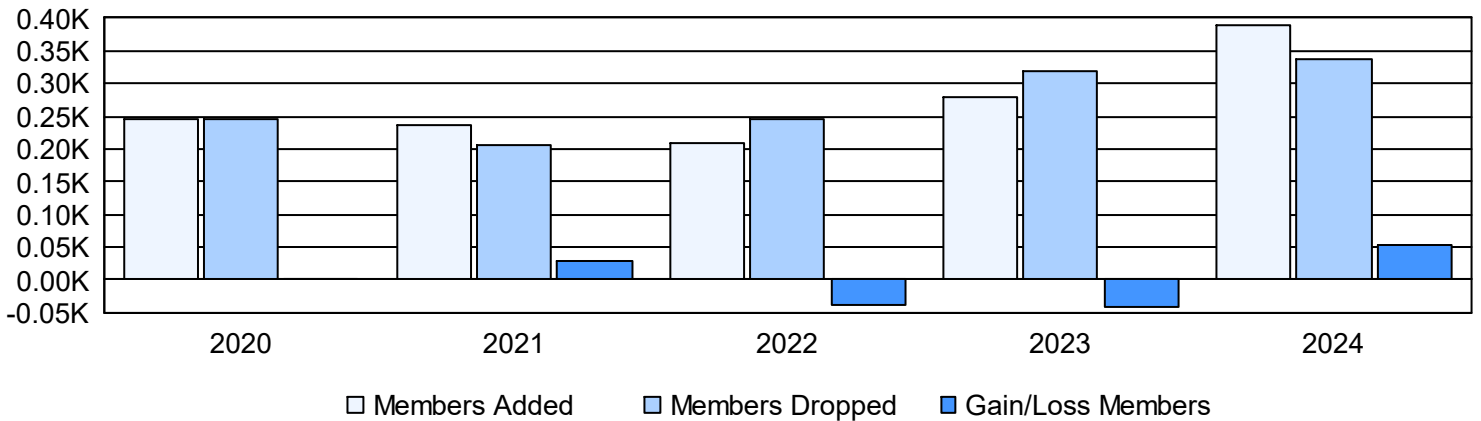


Year	New Clubs	Dropped Clubs	Gain/ Loss Clubs	New Members	Charter Members	Reinstate Members	Transfer Members	Total Member Added	Total Members Dropped	Gain/ Loss Members
2019-2020	0	1	-1	233	3	10	1	247	245	2
2020-2021	1	0	1	193	36	6	0	235	205	30
2021-2022	0	0	0	198	2	8	0	208	246	-38
2022-2023	1	0	1	211	53	14	1	279	319	-40
2023-2024	3	0	3	262	105	20	1	388	336	52
Average	1	0	1	219	40	12	1	271	270	1

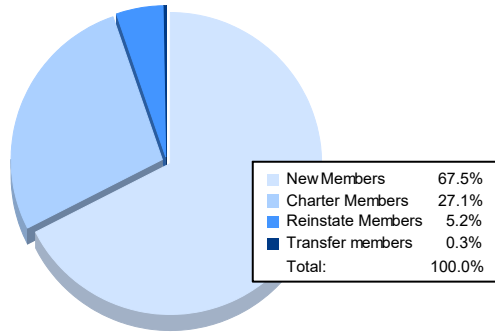
Clubs



Members



Membership Composition June 2024 Cumulative



Gender Composition June 2024 Cumulative

