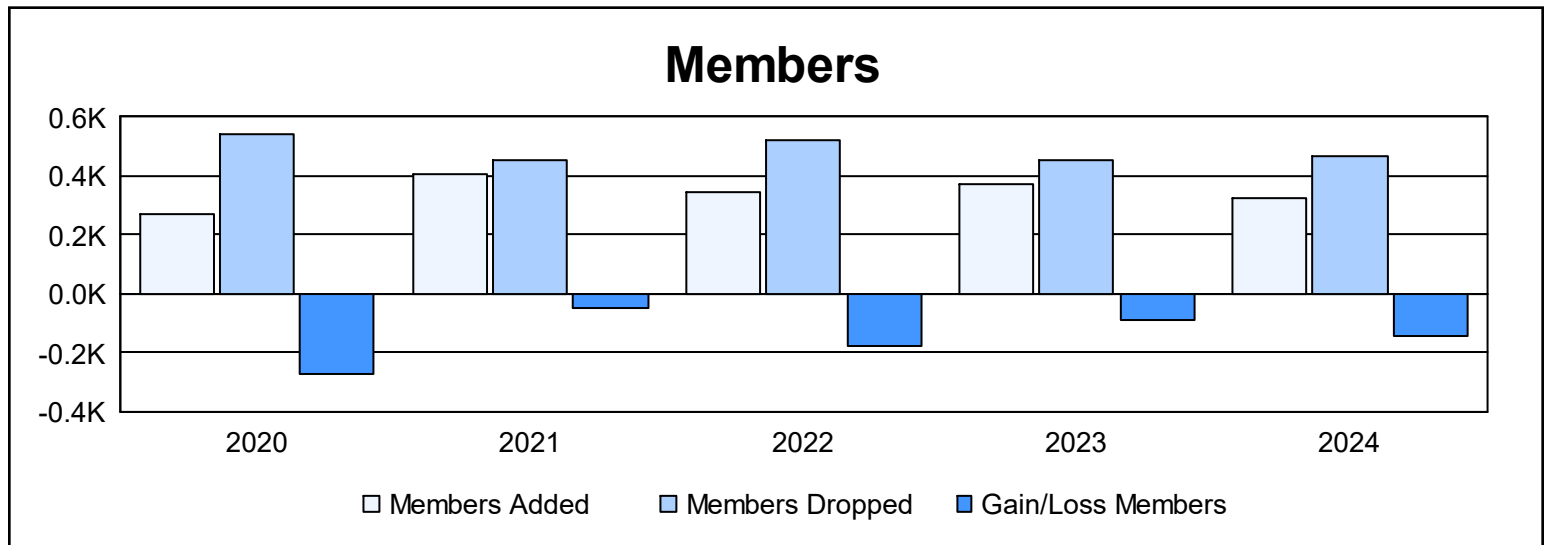
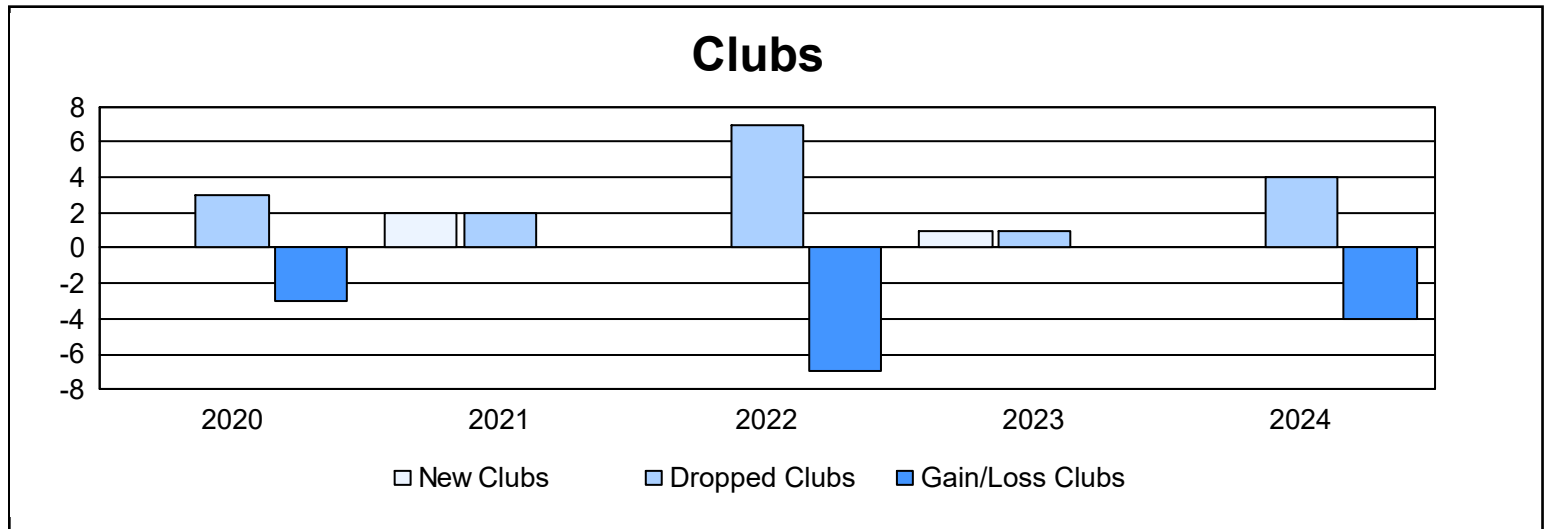
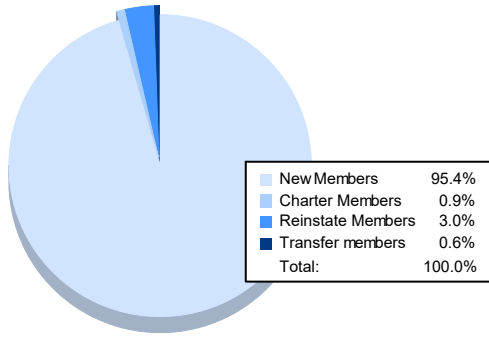


Year	New Clubs	Dropped Clubs	Gain/ Loss Clubs	New Members	Charter Members	Reinstate Members	Transfer Members	Total Member Added	Total Members Dropped	Gain/ Loss Members
2019-2020	0	3	-3	242	3	18	8	271	541	-270
2020-2021	2	2	0	284	83	41	0	408	454	-46
2021-2022	0	7	-7	320	6	14	4	344	520	-176
2022-2023	1	1	0	333	22	14	1	370	456	-86
2023-2024	0	4	-4	313	3	10	2	328	469	-141
<b>Average</b>	<b>1</b>	<b>3</b>	<b>-3</b>	<b>298</b>	<b>23</b>	<b>19</b>	<b>3</b>	<b>344</b>	<b>488</b>	<b>-144</b>



### Membership Composition June 2024 Cumulative



### Gender Composition June 2024 Cumulative

