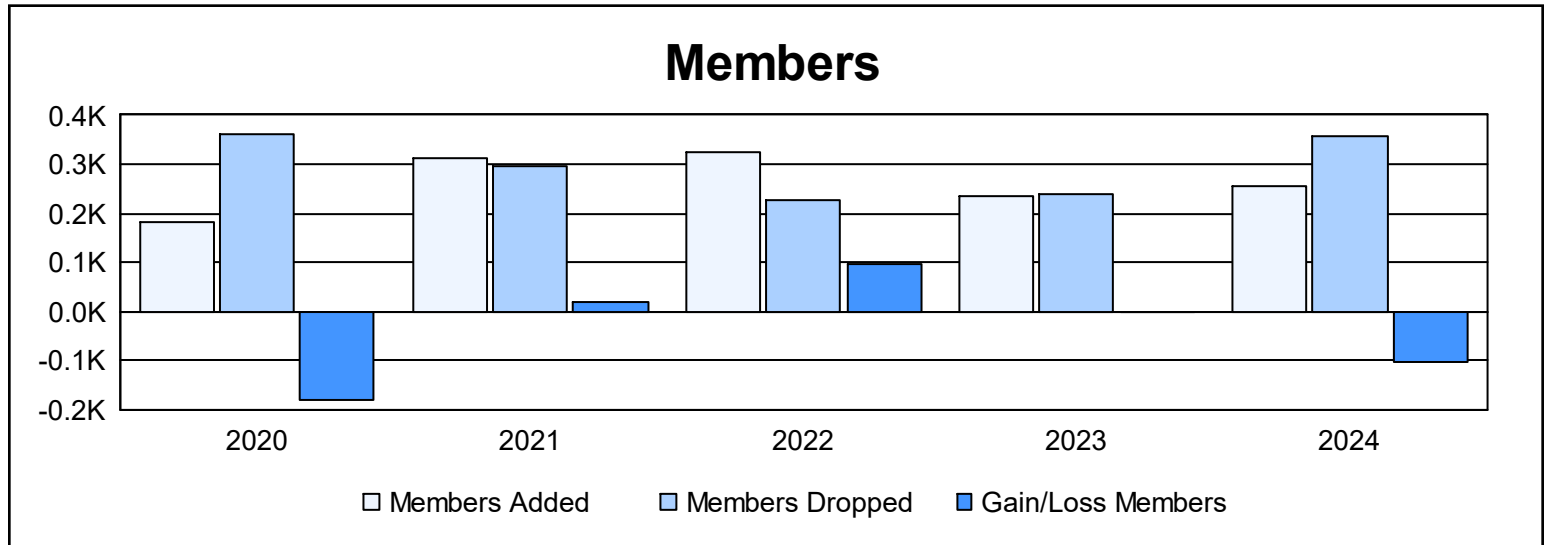
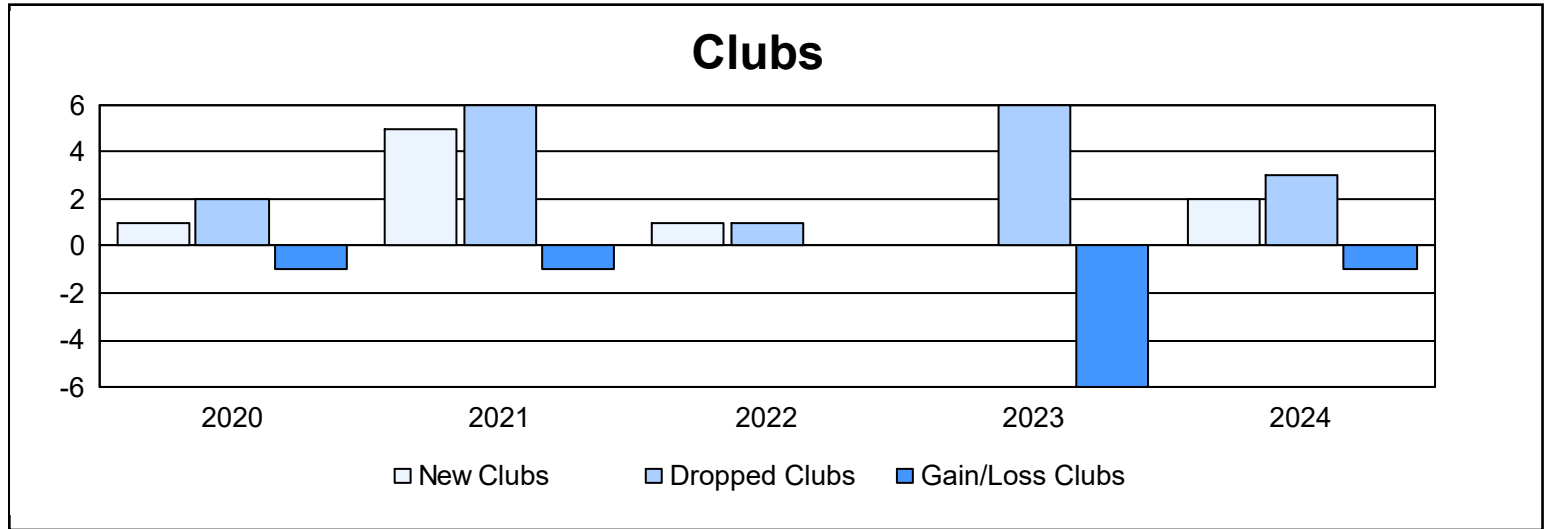
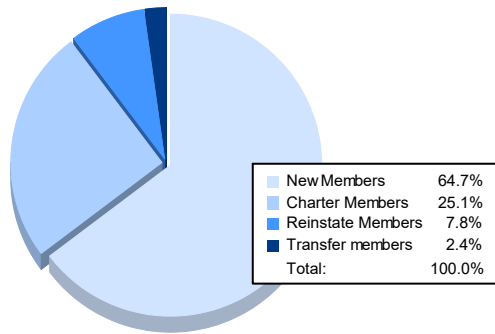


Year	New Clubs	Dropped Clubs	Gain/ Loss Clubs	New Members	Charter Members	Reinstate Members	Transfer Members	Total Member Added	Total Members Dropped	Gain/ Loss Members
2019-2020	1	2	-1	140	26	7	8	181	362	-181
2020-2021	5	6	-1	156	145	7	6	314	296	18
2021-2022	1	1	0	223	70	20	11	324	227	97
2022-2023	0	6	-6	199	9	7	19	234	237	-3
2023-2024	2	3	-1	165	64	20	6	255	357	-102
<b>Average</b>	<b>2</b>	<b>4</b>	<b>-2</b>	<b>177</b>	<b>63</b>	<b>12</b>	<b>10</b>	<b>262</b>	<b>296</b>	<b>-34</b>



### Membership Composition June 2024 Cumulative



### Gender Composition June 2024 Cumulative

