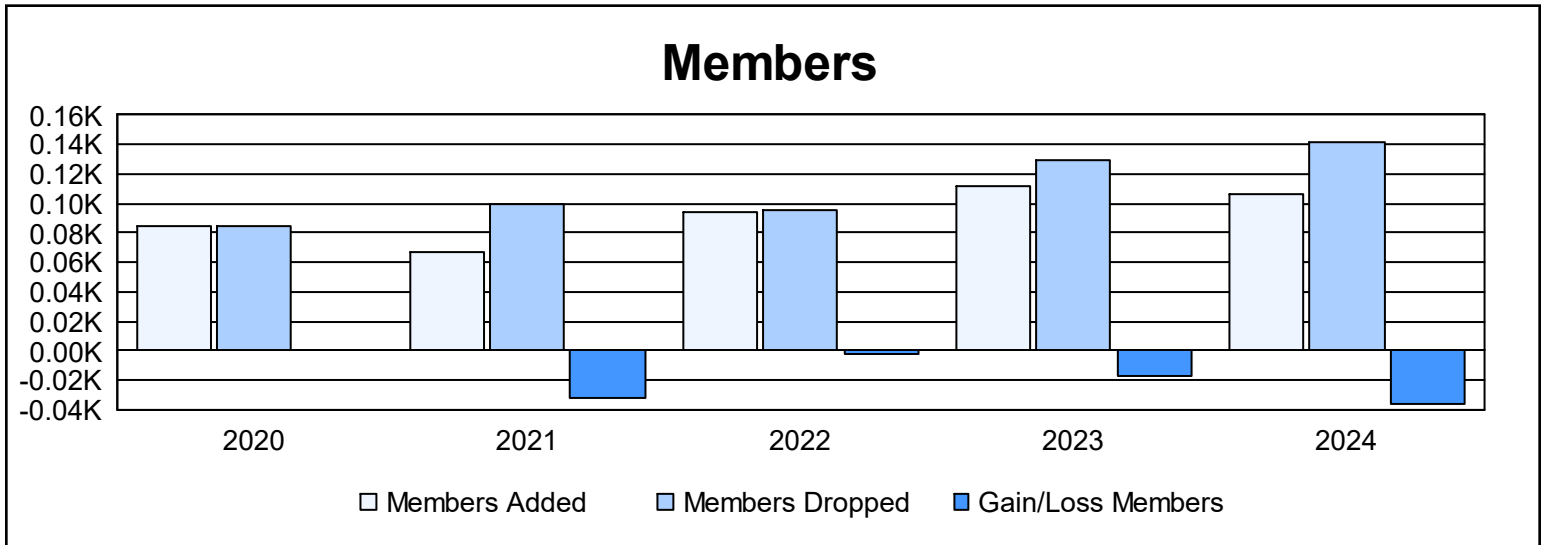
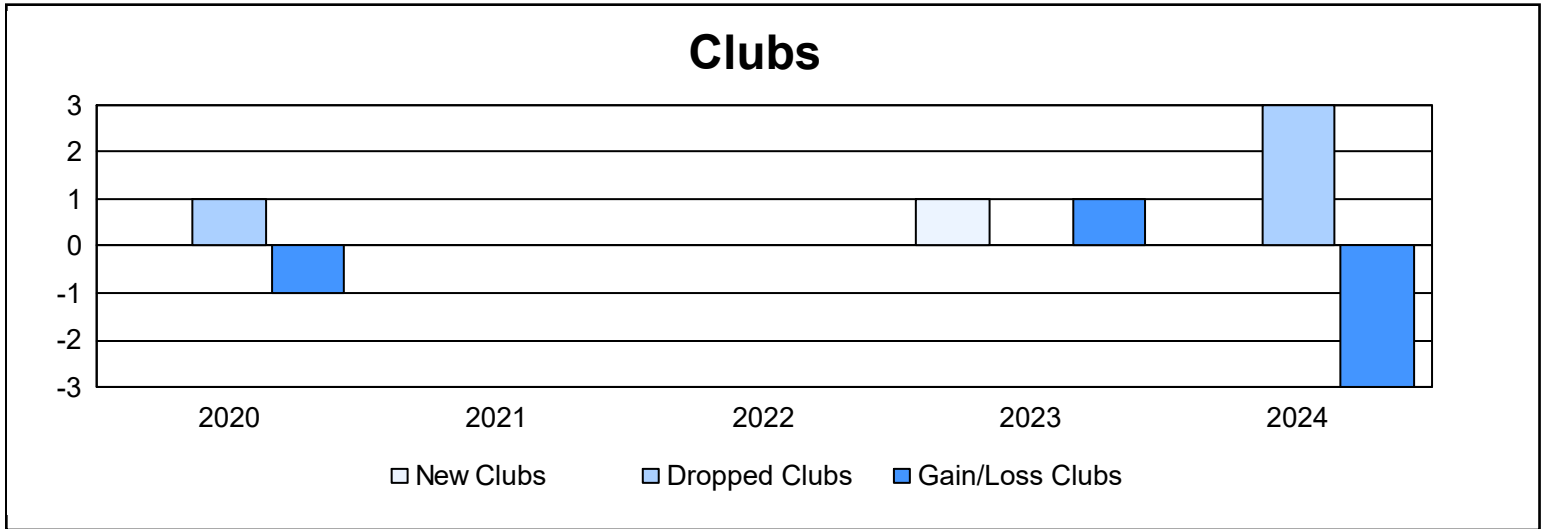
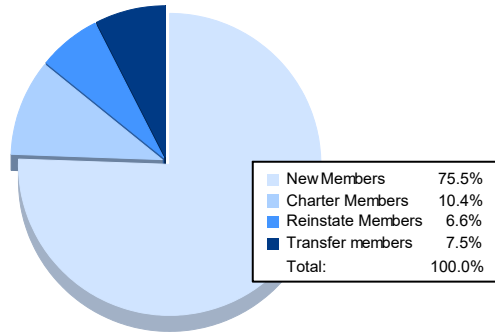


Year	New Clubs	Dropped Clubs	Gain/Loss Clubs	New Members	Charter Members	Reinstate Members	Transfer Members	Total Member Added	Total Members Dropped	Gain/Loss Members
2019-2020	0	1	-1	67	3	14	1	85	85	0
2020-2021	0	0	0	55	0	9	3	67	99	-32
2021-2022	0	0	0	88	0	3	3	94	96	-2
2022-2023	1	0	1	71	24	13	4	112	129	-17
2023-2024	0	3	-3	80	11	7	8	106	142	-36
<b>Average</b>	<b>0</b>	<b>1</b>	<b>-1</b>	<b>72</b>	<b>8</b>	<b>9</b>	<b>4</b>	<b>93</b>	<b>110</b>	<b>-17</b>



### Membership Composition June 2024 Cumulative



### Gender Composition June 2024 Cumulative

