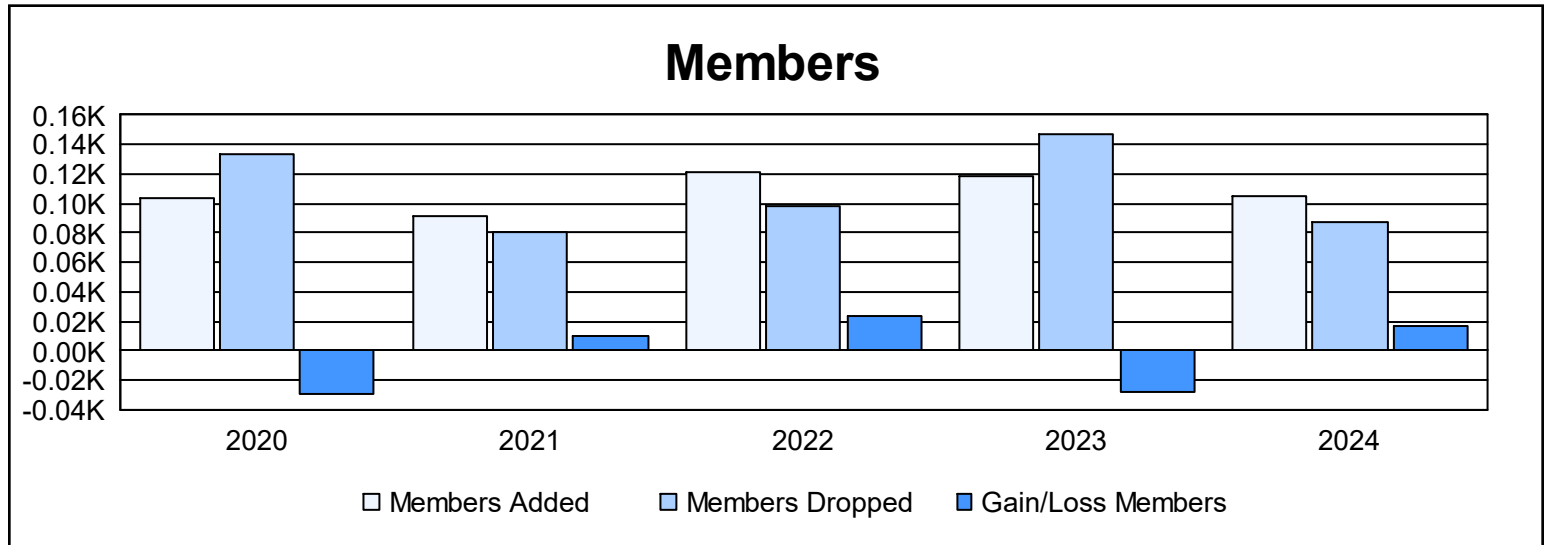
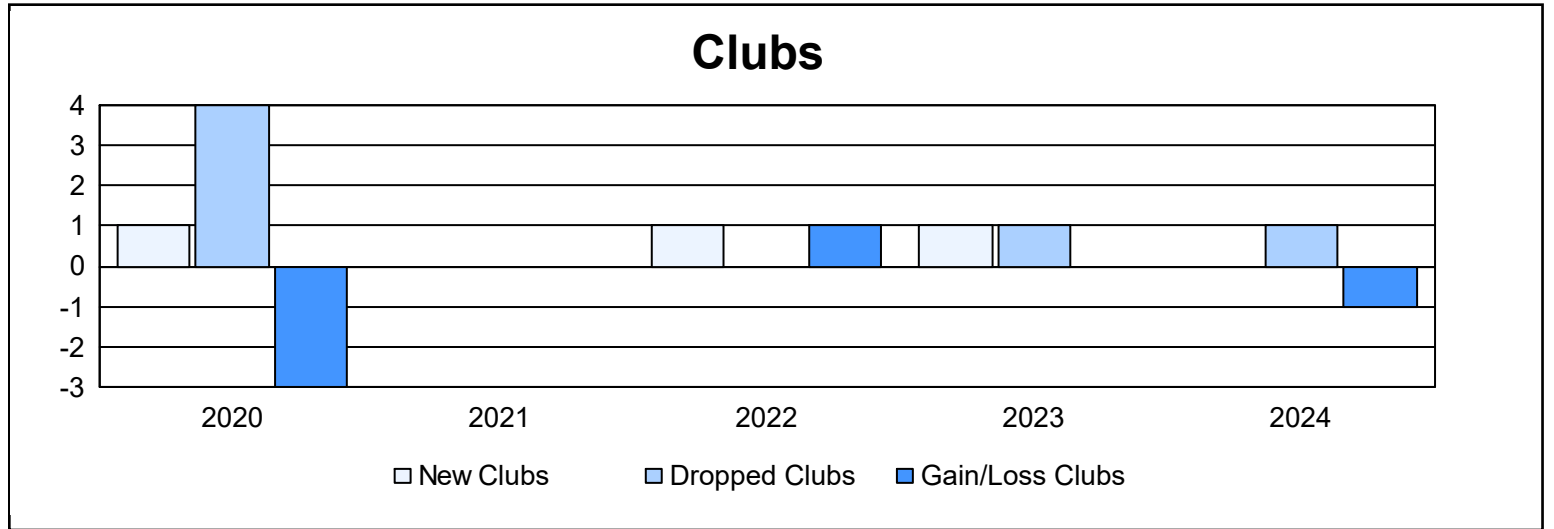
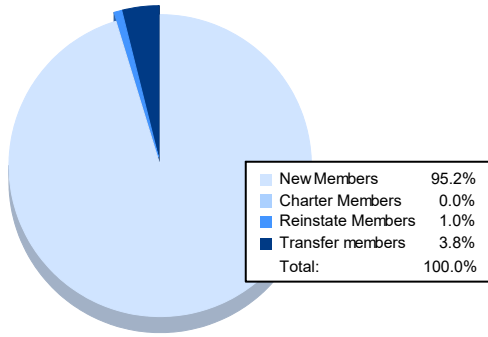


Year	New Clubs	Dropped Clubs	Gain/ Loss Clubs	New Members	Charter Members	Reinstate Members	Transfer Members	Total Member Added	Total Members Dropped	Gain/ Loss Members
2019-2020	1	4	-3	75	24	1	4	104	134	-30
2020-2021	0	0	0	86	2	3	0	91	81	10
2021-2022	1	0	1	83	24	14	0	121	98	23
2022-2023	1	1	0	84	29	1	5	119	147	-28
2023-2024	0	1	-1	100	0	1	4	105	88	17
<b>Average</b>	<b>1</b>	<b>1</b>	<b>-1</b>	<b>86</b>	<b>16</b>	<b>4</b>	<b>3</b>	<b>108</b>	<b>110</b>	<b>-2</b>



### Membership Composition June 2024 Cumulative



### Gender Composition June 2024 Cumulative

